


8 Emarita Way

534

SFR



TOWN OF SEWALL'S POINT, FLORIDA

APPLICATION FOR BUILDING PERMIT

Permit No. #534

Date 6/23/75

(This application must be accompanied by 3 sets of complete plans, to proper scale, including plot plan, foundation plan, floor plans, wall and roof cross sections, plumbing and electrical layouts, and at least, two elevations as applicable)

Owner T.A. & NANCY DILLARD Present Address APT 1, 1 SUNAQUA ST, Ph 283-0947

General Contractor Albert D. Williams Dependable Const Address SAME Ph SAME

Where licensed License No. 355

Plumbing Contractor NOT AVAILABLE License No. 175

Electrical Contractor NOT AVAILABLE License No. 20

195

Street building will front on EMARITA WAY

Subdivision EMARITA Lot No. 4 Area

Building area, inside walls(excluding garage, carport, porches) Sq ft 1750

Other Construction(Pools, additions, etc.) NONE

Contract Price(excluding land, rugs, appliances, landscaping) \$ 45,900.00 7/3/75

Total cost of permit \$ 195.00 + additional fee 55.00 ch #2192 Dependable Const.

Plans approved as submitted [checked] Plans approved as marked

I understand that this permit is good for 12 months from date of issue and that the building must be completed in accordance with the approved plan and that the site be clean and rough-graded within 12 month period.

Signed by General Contractor

I understand that this building must be in accordance with the approved plan and comply with all code requirements before a Certificate of Approval for Occupancy will be issued and the property approved for all utility services. I, also, agree that within 90 days after the building has been approved for occupancy, that the property will, also, be landscaped as to be compatible with the neighborhood.

Signed by Owner

Note: Speculation Builders will be required to sign both statements.

TOWN RECORD

Date submitted 6/10/75 by Charles C. Anger

Date approved 6/10/75

Certificate of Occupancy issued 10/20/75 Date

#534

TOWN OF SEWALL'S POINT

CERTIFICATE OF APPROVAL FOR OCCUPANCY

Date October 20/75

This is to request that a Certificate of Approval for Occupancy be issued to T. A. Dillard

For property built under Permit No. 534 Dated June 23/75 when completed in conformance with the Approved Plans.

Signed

RECORD OF INSPECTIONS

| <u>Item</u> | <u>Date</u> | <u>Approved by</u> |
|---------------------------|------------------|--------------------|
| Footings | 7/8/75 | Charles Duryea |
| Rough plumbing | 7/10/75, 7/11/75 | " |
| Perimeter beam | | |
| Rough electric | 8/14/75 | " |
| Close-in Slab | 8/14/75 | " |
| Final plumbing | 10/13/75 | " |
| Final electric | 10/13/75 | " |

Final Inspection for Issuance of Certificate for Occupancy.

Charles Duryea Approved by Building Inspector 10/13/75 date

John R. [Signature] Approved by Town Commission 10/14/75 date

Utilities notified 10/13/75 date

Original Copy sent to Mr. T. A. Dillard (with Job Copy of plans)

(Keep carbon copy for Town files)

TOWN OF SEWALL'S POINT

CERTIFICATE OF APPROVAL FOR OCCUPANCY

Date 6/23/75

This is to request that a Certificate of Approval for Occupancy be issued to DILLARD Lot 4 Emerita For property built under Permit No. 534 Dated _____ when completed in conformance with the Approved Plans.

Signed

RECORD OF INSPECTIONS

| Item | Date | Approved by |
|---------------------------|------------|-------------|
| Footings | 7/8/75 | UP |
| Rough plumbing | 7/10/75 | UP |
| Perimeter beam | | |
| Rough electric | - 8/14/75 | UP |
| Close in | | |
| Final plumbing | 7/10/13/75 | UP |
| Final electric | | |

Final Inspection for Issuance of Certificate for Occupancy.

Approved by Building Inspector 10/13/75 date

Approved by Town Commission 10/14/75 date

Utilities notified 10/13/75 date

Original Copy sent to _____

(Keep carbon copy for Town files)

DEPARTMENT OF HEALTH AND REHABILITATIVE SERVICES
DIVISION OF HEALTH
Application and Permit
of
Individual Sewage Disposal Facilities

Section I - Instructions:

1. Percolation test data, soil profile and water table elevation information must be attached. (Note: Test must be made at proposed location of system).
2. Existing building and proposed buildings on lot must be shown and drawn to scale at their location or proposed location. (Use block on this sheet or attach plot plan).
3. Proposed location of septic tank must be shown on plan.
4. Any pond or stream areas must be indicated on the plan.
5. Indicate name and date of recording of subdivision. If not recorded, attach metes and bounds description.
6. Complete the following information section.

Notes:

1. Not valid if sewer is available.
2. Individual well must be 75 feet from any part of system.
3. Call _____ and give this office a 24-hour notice when ready for inspection.

Section II - Information:

1. Property Address (Street & House No.) LOT 4- EMARITA WAY
 Lot 4 Block - Subdivision EMARITA
 Date Recorded 13 FEB 58 Directions to Job SEWALLS POINT SOUTH TO EMARITA WAY
2. Owner or Builder T. A. DILLARD JR.
 P.O. Address 931 N.W. ~~City~~ SUNSET DR. APT. A., N. RIVER SHORES, STUART, FL. 33494
3. Specifications 3 BEDROOMS

Tank Drainfield
900 Gals. 210 ft. of 6" clay tile or 5" perforated plastic drain in a 3' trench or
 _____ Gals. _____ ft. of 4" clay drain or 4" perforated plastic drain in an 18" trench


Scale 1" = 50'

(Rear)

4. House to be constructed:
 Check one: _____ FHA
 _____ VA Conventional

This is to certify that the project described in this application, and as detailed by the plans and specifications and attachments will be constructed in accordance with state requirements.

(Name of Street or State Rd.) (Side)



(Name of Street or State Rd.) (Side)

(Front)

(Name of Street or State Road)

Applicant: T. A. DILLARD, JR.
Please Print

Signature: T. A. Dillard Jr. / K. Larson Date: 6.20.75

***** DO NOT WRITE BELOW THIS LINE *****

Section III - Application Approval & Construction Authorization

Installation subject to following special conditions: _____

The above signed application has been found to be in compliance with Chapter 17-13, Florida Administrative Code, and construction is hereby approved, subject to the above specifications and conditions.

By: James E. Anderson County Health Dept. Martin Date 6/19/75

Section IV - Final Construction Approval

Construction of installation approved: _____ Yes _____ No

Date: _____ By: _____

FHA No. _____ VA No. _____

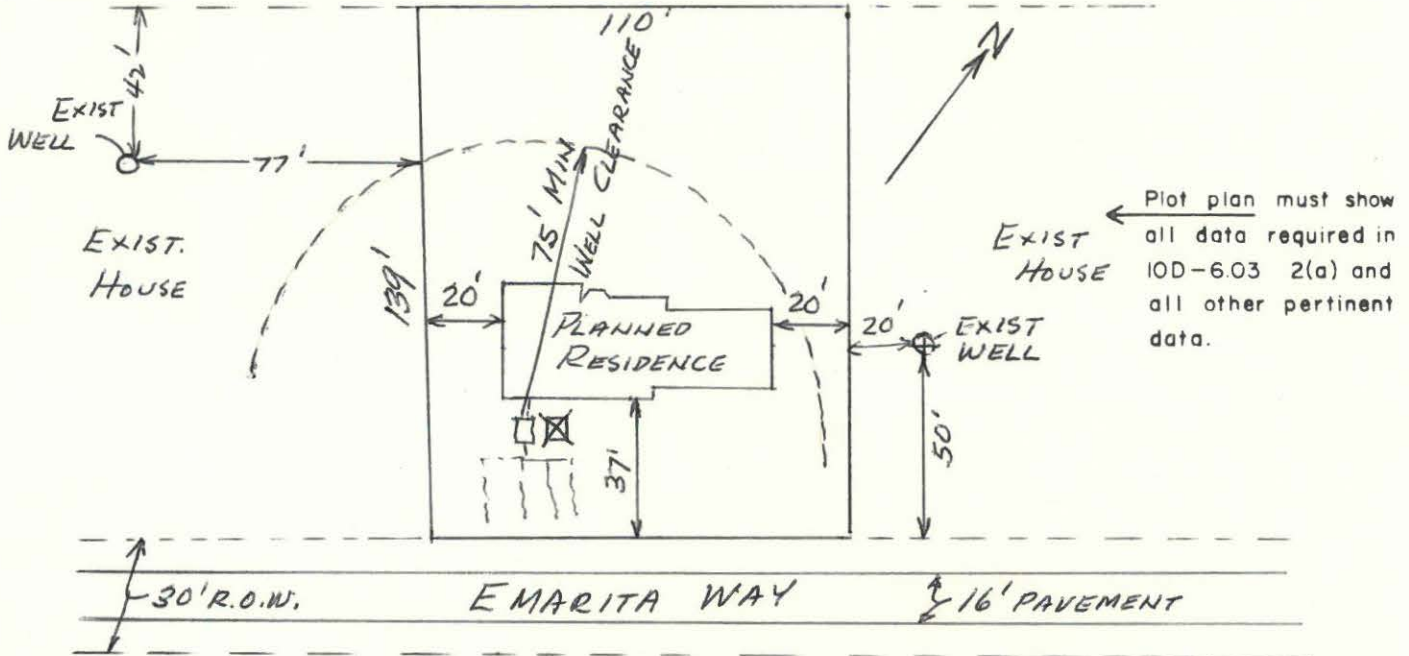
#534

DEPARTMENT OF HEALTH AND REHABILITATIVE SERVICES
DIVISION OF HEALTH

INDIVIDUAL SEWAGE DISPOSAL FACILITIES
DATA SHEET

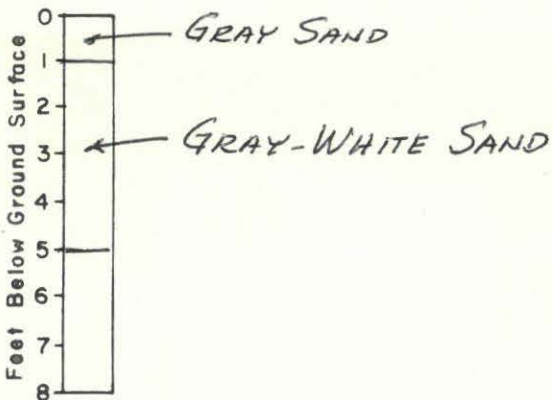
Location: LOT 4, EMARITA S/D. Applicant: T. A. DILLARD, JR.
SEWALL'S POINT, FL. County: MARTIN

NOTE: This septic tank system is not located within 50 feet of the high water line of a lake, stream, canal or other waters, nor within 75 feet of any private well; nor within 100 feet of any public water supply; nor within 10 feet of water supply pipes; nor within 100 feet of any public sewer system.



PLAN
Scale: 1" = 50'

SOIL DATA



SOIL BORING LOG

Soil Identification: CLASS I GROUP SW
Soil Characteristics SAND

Percolation Rate 1/4 min/inch
Water Table Depth OVER 5'-0"
Water Table Depth During Wet Season OVER 5'-0"
Compacted Fill Of — Req'd
Compacted Fill Checked By: _____
Date _____

LEGEND

- Drainage Pattern
- Proposed Septic Tank and Drainfield
- Proposed Water Supply Well
- Existing Water Supply Well
- Soil Boring and Percolation Test Location



CERTIFIED BY: K. G. Larson
FLORIDA PROFESSIONAL No. 16552
Date 6.20.75 Job No. 75-089-03
Sheet 2 of 2

FROM: Larson & O'Neill, Inc.
Consulting Engineers
30 East Ocean Boulevard
Stuart, Florida 33494

TO: All owners, agents for owners and installers of individual
sewage disposal facilities involving septic tanks and
drainfields

The preparation of a permit by the above Consulting
Engineers and the approval by the applicable Florida County
Health Department means that an individual sewage disposal
facility, (commonly referred to as a septic tank and drain
field), may be installed strictly in accordance with the
Rules of State of Florida, Department of Health and Rehabilitative
Service, Division of Health, Chapter 10D-6.

The installer of the septic tank and/or drainfield
shall verify all dimensions in the field and shall not locate
the septic tank and/or drainfield:

1. Within 50 feet of the high water line of
a lake, stream or canal or other waters
2. Within 75 feet of any private well
3. Within 100 feet of any public water supply
4. Within 10 feet of water supply pipes
5. Within 5 feet of property line
6. Within 100 feet of any public sewer system
7. Within 5 feet of any building

The Consulting Engineers, Larson & O'Neill, Inc. will assume
no responsibility whatever in the improper or illegal installation
of individual sewage disposal facilities.

Kenneth G. Larson

Kenneth G. Larson, President
Larson & O'Neill, Inc.

1134

FENCE

RECEIVED APR - 8 1980

TOWN OF SEWALL'S POINT FLORIDA

Permit No. 1134

Date 4-8-80

APPLICATION FOR A PERMIT TO BUILD A DOCK, FENCE, POOL, SOLAR HEATING DEVICE, SCREENED ENCLOSURE, GARAGE OR ANY OTHER STRUCTURE NOT A HOUSE OR A COMMERCIAL BUILDING.

This application must be accompanied by three sets of complete plans, to scale, including a plot plan showing set-backs; plumbing and electrical layouts, if applicable, and at least two elevations, as applicable.

Owner T.A. DILLARD JR. Present address #8 EMARITA WAY

Phone 283-0947

Contractor NA Address NA

Phone NA

Where licensed NA License number NA

Electrical contractor NA License number NA

Plumbing contractor NA License number NA

Describe the structure, or addition or alteration to an existing structure, for which this permit is sought: FENCE

State the street address at which the proposed structure will be built:

#8 EMARITA WAY

Subdivision EMARITA Lot No. 4

Contract price \$ 250 Cost of Permit \$ 500

Plans approved as submitted _____ Plans approved as marked _____

I understand that this permit is good for 12 months from the date of its issue and that the structure must be completed in accordance with the approved plan. I further understand that approval of these plans in no way relieves me of complying with the Town of Sewall's Point Ordinances and the South Florida Building Code. Moreover, I understand that I am responsible for maintaining the construction site in a neat and orderly fashion, policing the area for trash, scrap building materials and other debris, such debris being gathered in one area and at least once a week, or oftener when necessary, removing same from the area and from the Town of Sewall's Point. Failure to comply may result in a Building Inspector or a Town Commissioner "Red-tagging" the construction project.

Contractor Nancy Dillard

I understand that this structure must be in accordance with the approved plans and that it must comply with all code requirements of the Town of Sewall's Point before final approval by a Building Inspector will be given.

Owner A.D. Tullow

TOWN RECORD

Date submitted _____

Approved: J. Mazzucca Building Inspector Date 4/9/80

Approved: GC Strubell Commissioner Date 4/10/80

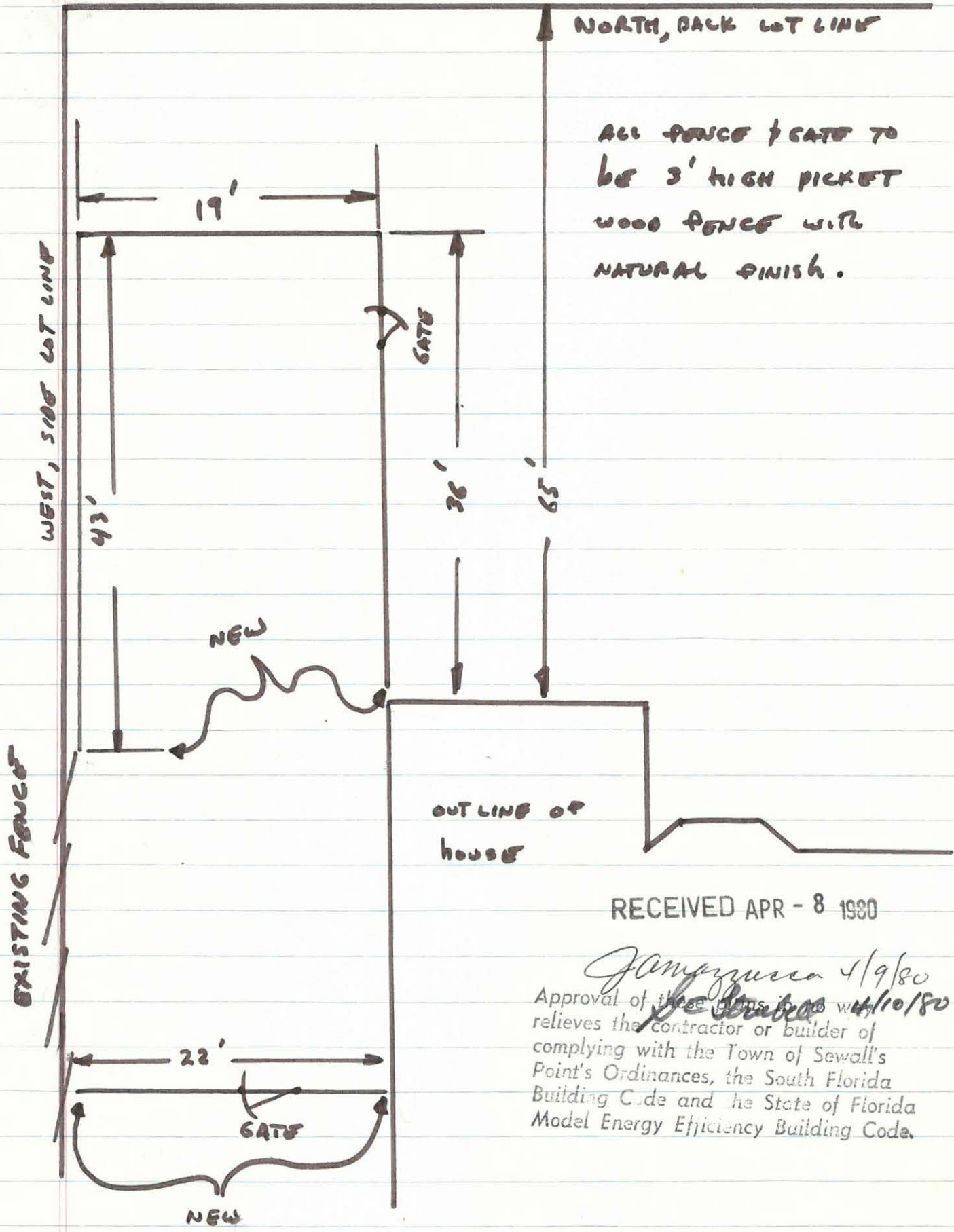
Final Approval given: 4/25/80 Date Jan

Certificate of Occupancy issued Not Reg. Date

SP/1-79

Approval of these plans in no way relieves the contractor or builder of complying with the Town of Sewall's Point's Ordinances, the South Florida Building Code and the State of Florida Model Energy Efficiency Building Code.

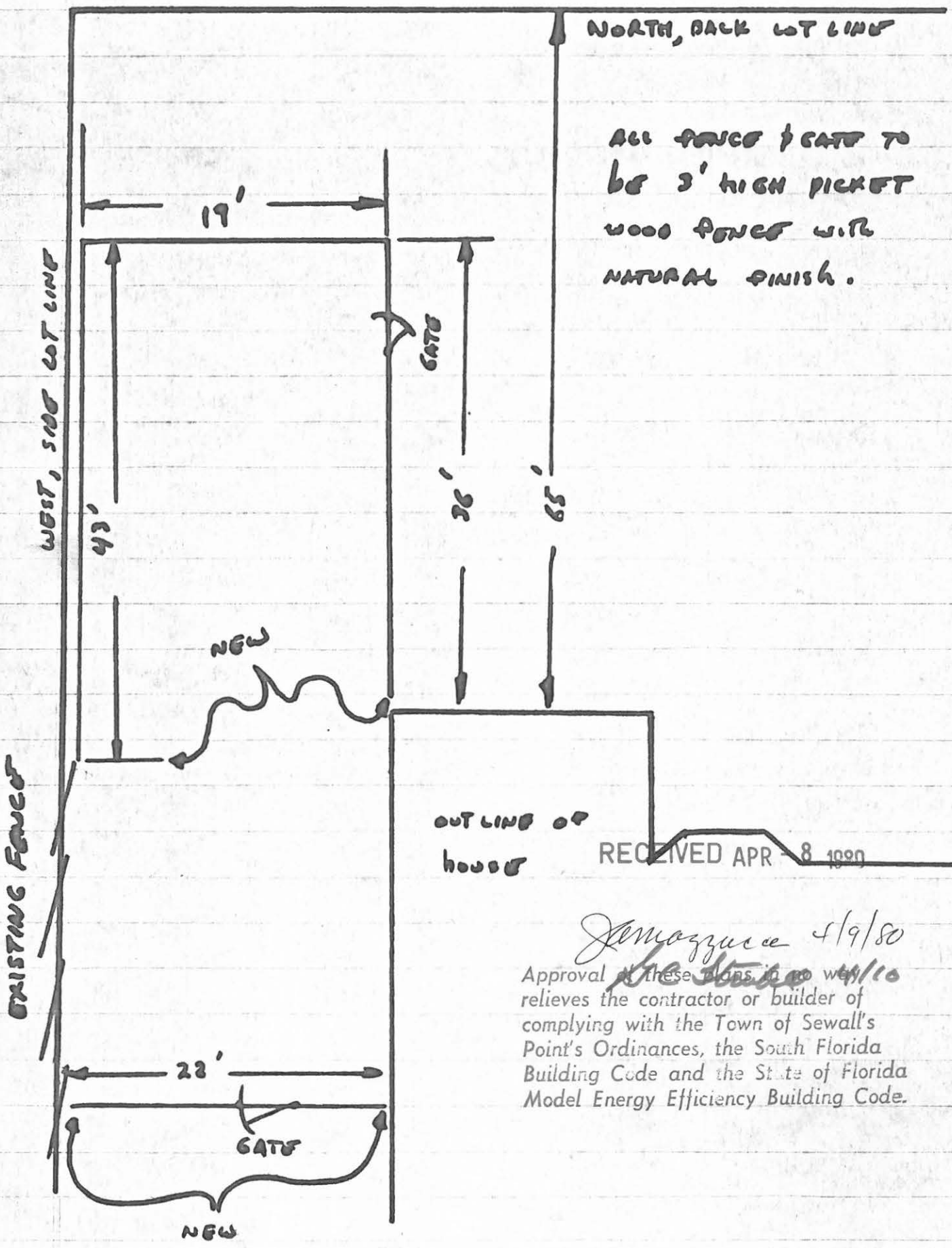
1134



ALL FENCE & GATE TO
BE 3' HIGH PICKET
WOOD FENCE WITH
NATURAL FINISH.

RECEIVED APR - 8 1980

J. Amoruso 4/9/80
Approval of these plans ~~relieves~~ *relieves* the contractor or builder of
complying with the Town of Sewall's
Point's Ordinances, the South Florida
Building Code and the State of Florida
Model Energy Efficiency Building Code.



NORTH, BACK LOT LINE

ALL FENCE & GATE TO
BE 3' HIGH PICKET
WOOD FENCE WITH
NATURAL FINISH.

WEST, SIDE LOT LINE

EXISTING FENCE

OUTLINE OF
HOUSE

RECEIVED APR 8 1990

J. Mazzuca 4/9/80

Approval of these plans ~~in~~ *4/10* ~~relieves~~ *relieves* the contractor or builder of complying with the Town of Sewall's Point's Ordinances, the South Florida Building Code and the State of Florida Model Energy Efficiency Building Code.

NEW

GATE

GATE

NEW

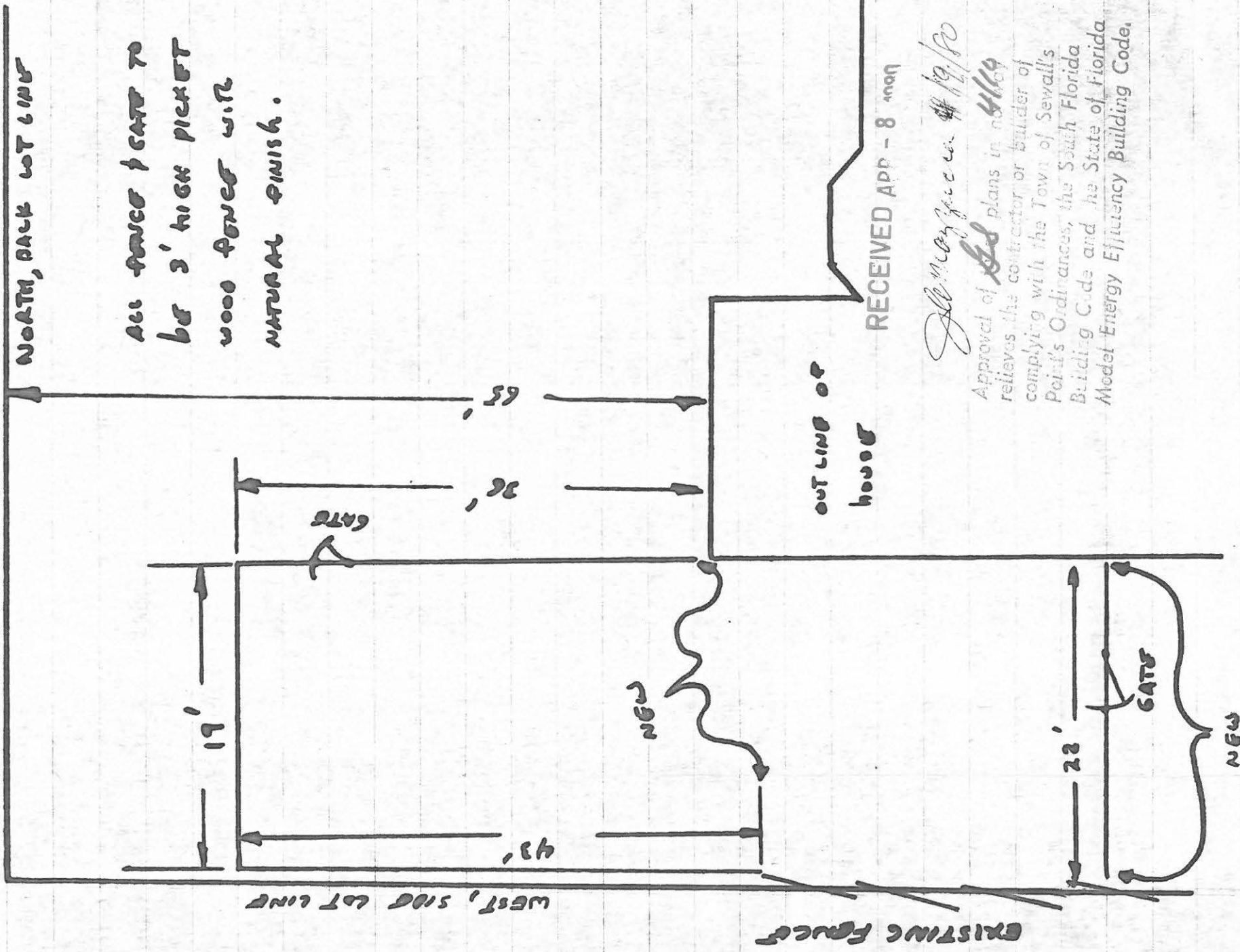
23'

43'

19'

36'

65'



Jill May Jr. Co. #19/20

Approval of *JSS* plans in *8/16/19* relieves the contractor or builder of complying with the Town of Sewall's Point's Ordinances, the South Florida Building Code and the State of Florida Model Energy Efficiency Building Code.

1781

FENCE

Permit Number 1781

Date 1/28/85

APPLICATION FOR A PERMIT TO BUILD A DOCK, FENCE, POOL, SOLAR HEARING DEVICE, SCREENED ENCLOSURE, GARAGE OR ANY OTHER STRUCTURE NOT A HOUSE OR A COMMERCIAL BUILDING.

This application must be accompanied by three (3) sets of complete plans, to scale, including a plot plan showing set-backs; plumbing and electrical layouts, if applicable, and at least two (2) elevations, as applicable.

Owner T.A. Dillard Present Address 8 Emarita Way
Phone 283-0947 Sewall's Pt.

Contractor T.A. Dillard Address Same
Phone _____

Where licensed _____ License number _____

Electrical contractor _____ License number _____

Plumbing contractor _____ License number _____

Roofing contractor _____ License number _____

Air conditioning contractor _____ License number _____

Describe the structure, or addition or alteration to an existing structure, for which this permit is sought: spa

State the street address at which the structure will be built:

8 Emarita Way

Subdivision Emarita Lot number 4 Block number _____

Contract price \$ 2500 Cost of permit \$ 15⁰⁰

Plans approved as submitted _____ Plans approved as marked _____

I understand that this permit is good for 12 months from the date of its issue and that the structure must be completed in accordance with the approved plan. I further understand that approval of these plans in no way relieves me of complying with the Town of Sewall's Point Ordinances, the State of Florida Model Energy Efficiency Building Code and the South Florida Building Code. Moreover, I understand that I am responsible for maintaining the construction site in a neat and orderly fashion, policing the area for trash, scrap building materials and other debris, such debris being gathered in one area and at least once a week, or oftener when necessary, removing same from the area and from the Town of Sewall's Point. Failure to comply may result in a Building Inspector or Town Commissioner "red-tagging" the construction project.

Contractor Nancy Dillard

I understand that this structure must be in accordance with the approved plans and that it must comply with all code requirements of the Town of Sewall's Point before final approval by a Building Inspector will be given.

Owner Nancy Dillard

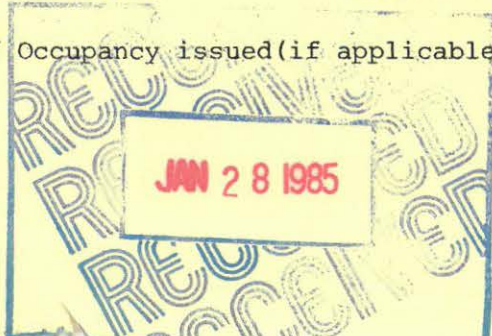
TOWN RECORD

Date submitted 1-21-85 Approved PAQ. 1/28/85
Building Inspector Date

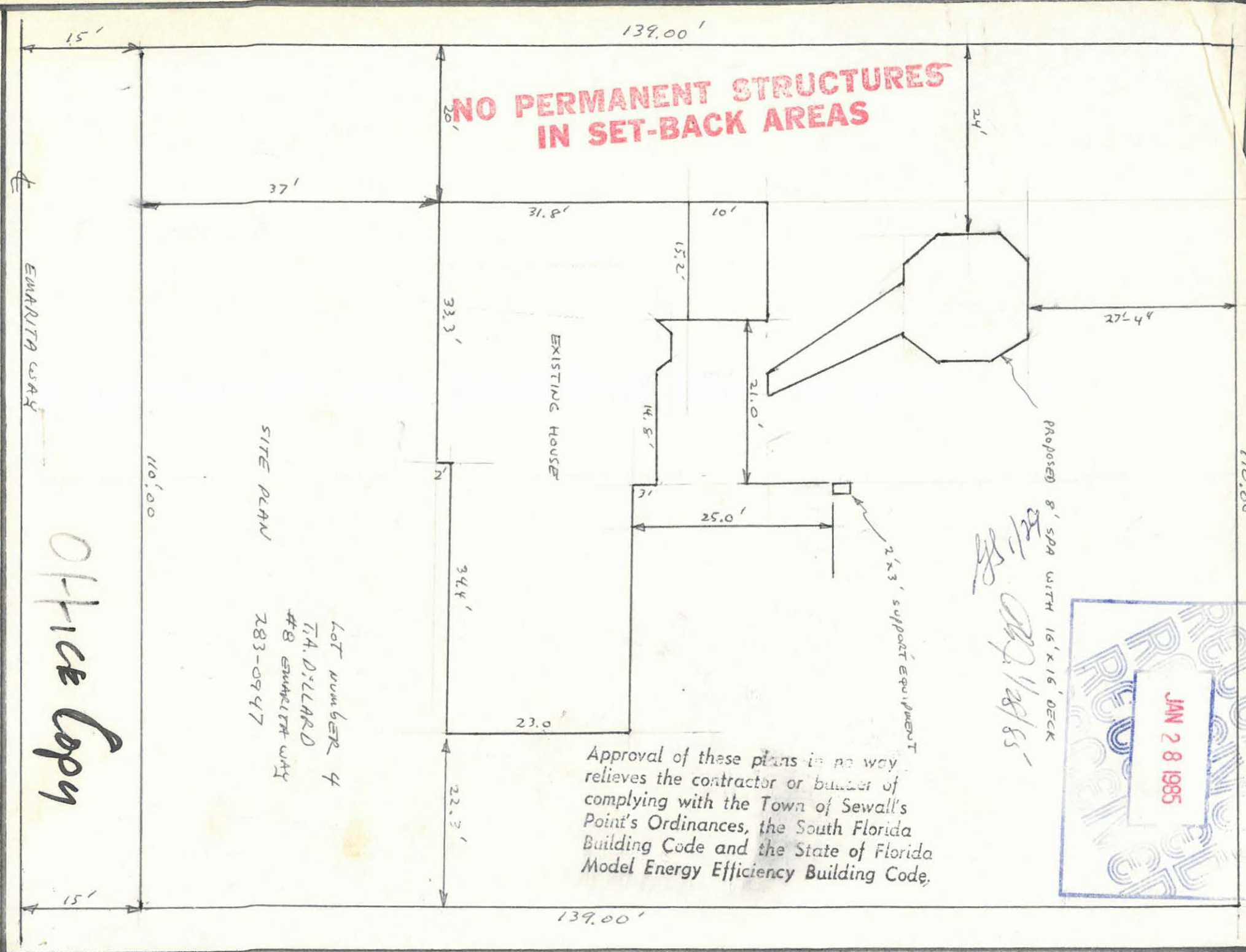
Approved _____ Final Approval given _____
Commissioner Date Date

Certificate of Occupancy issued (if applicable) 3/20/85
Date

SP1184



Permit Number _____



**NO PERMANENT STRUCTURES
IN SET-BACK AREAS**

EMARITA WAY

SITE PLAN

EXISTING HOUSE

Proposed 8' SPA WITH 16'x16' DECK

2'x3' support equipment

Office Copy

Lot number 4
T.H. DILLARD
#8 EMARITA WAY
283-0947

Approval of these plans in no way
relieves the contractor or builder of
complying with the Town of Sewall's
Point's Ordinances, the South Florida
Building Code and the State of Florida
Model Energy Efficiency Building Code.

Handwritten signature and date: 01/28/85

RECEIVED
JAN 28 1985

15'

139.00'

15'

139.00'

110.00'

110.00'

37'

31.8'

33.3'

34.4'

22.3'

24'

10'

15.2'

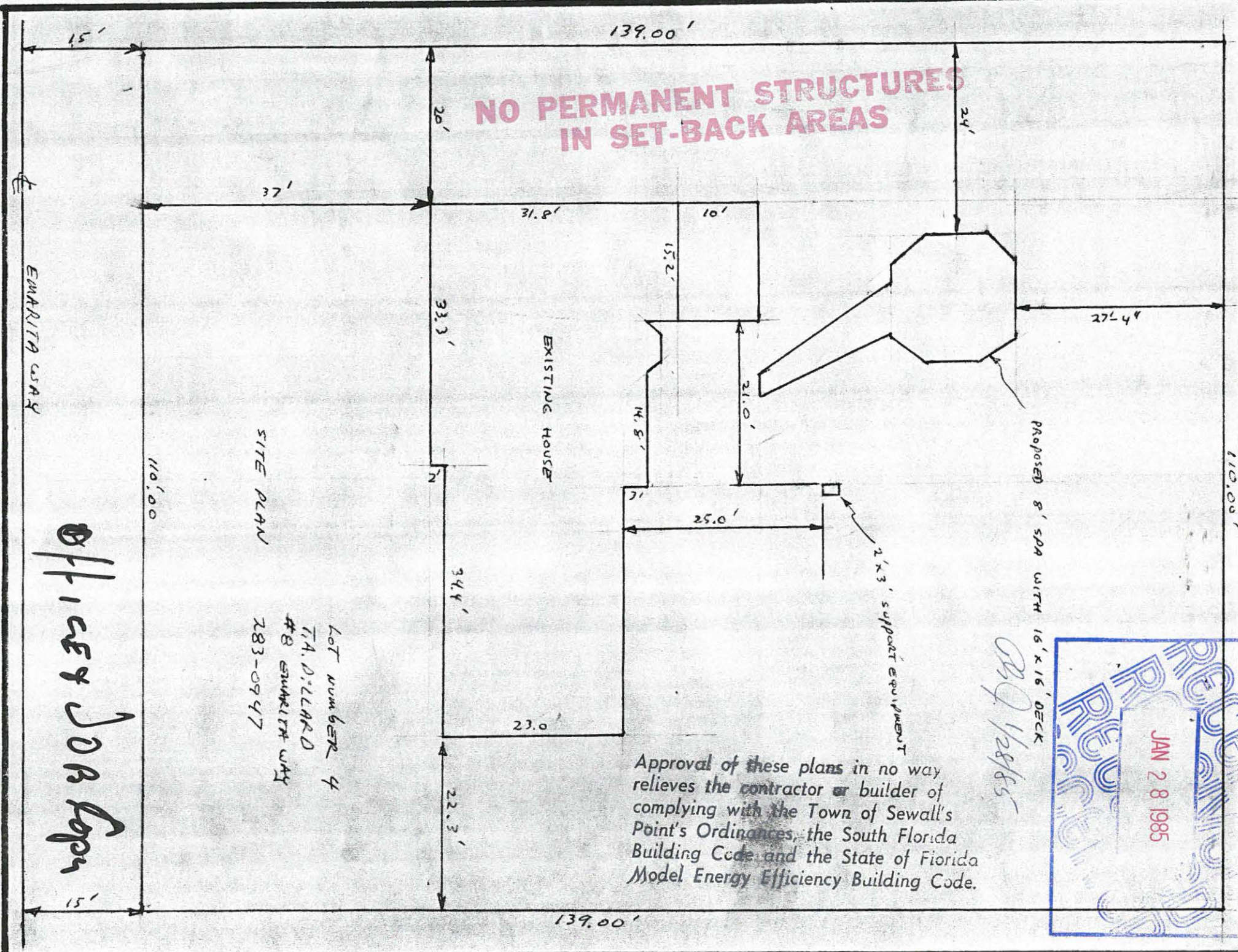
21.0'


14.8'

25.0'

23.0'

27.44'





CEMENT PIERS
TYP 16 PLACES

ELEVATION VIEW
SCALE 1 3/4" = 1'

**NO PERMANENT STRUCTURES
IN SET-BACK AREAS**

PRQ. 1/24/85


RECEIVED
JAN 28 1985
RECEIVED

SUPPORT EQUIPMENT:

1. 2 HP 2 SP MAYWARD SPA PUMP 4
2. 2 1/2 HP AIR BLOWER 220 V. 4.
3. 11.5 KW SPA HEATER 220 V 4
4. 100 WATT SPA LIGHT 12 VOLT 2
5. 75 SQ FT CARTRIDGE FILTER

THE ABOVE EQUIPMENT TO BE
FROM SPA AND APPROX 20'
EACH ITEM ON A SEPARATE CIR
SPA IS FILLED WITH HOSE

Approval of these plans in no way
relieves the contractor or builder of
complying with the Town of Sewall's
Point's Ordinances, the South Florida
Building Code and the State of Florida
Model Energy Efficiency Building Code.



CEMENT PIECE
TYP 16 PLACES

ELEVATION VIEW
SCALE 1 3/4" = 1'

**NO PERMANENT STRUCTURES
IN SET-BACK AREAS**

Approval of these plans in no way
relieves the contractor or builder of
complying with the Town of Sewall's
Point's Ordinances, the South Florida
Building Code and the State of Florida
Model Energy Efficiency Building Code.

APQ 1/28/85



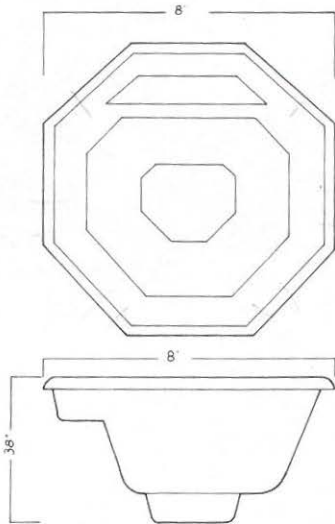
SUPPORT EQUIPMENT:

1. 2 HP 2 SP MAYNARD SPA PUMP
2. 2 1/2 HP AIR BLOWER 220 V.
3. 11.5 KW SPA HEATER 220 V
4. 100 WATT SPA LIGHT 12 VOLT
5. 75 SQ FT CARTRIDGE FILTER

THE ABOVE EQUIPMENT TO BE
FROM SPA AND APPROX 20'
EACH ITEM ON A SEPARATE CUR
SPA IS FILLED WITH HOSE

8' Octagon
38" Depth
575 Gallons
Seats 8 Adults

- All air chambers factory tested
- Full perimeter contoured bench seat
- Easy access steps



RENAISSANCE



2566

ADDITION

Permit No.

2566

Date

6-15-89

APPLICATION FOR A PERMIT TO BUILD A DOCK, FENCE, POOL, SOLAR HEATING DEVICE, SCREENED ENCLOSURE, GARAGE OR ANY OTHER STRUCTURE NOT A HOUSE OR A COMMERCIAL BUILDING

This application must be accompanied by three (3) sets of complete plans, to scale, including a plot plan showing set-backs; plumbing and electrical layouts, if applicable, and at least two (2) elevations, as applicable.

Owner T.A. Dillard Present Address 8 Emarita Way

Phone 283-0947

Contractor SAME Address _____

Phone _____

Where licensed _____ License number _____

Electrical contractor _____ License number _____

Plumbing contractor _____ License number _____

Describe the structure, or addition or alteration to an existing structure, for which this permit is sought: _____

2nd floor 5' extension

State the street address at which the proposed structure will be built: _____

same

Subdivision Emarita Lot number 4 Block number _____

Contract price \$ 1,000 Cost of permit \$ _____

Plans approved as submitted _____ Plans approved as marked _____

I understand that this permit is good for 12 months from the date of its issue and that the structure must be completed in accordance with the approved plan. I further understand that approval of these plans in no way relieves me of complying with the Town of Sewall's Point Ordinances and the South Florida Building Code. Moreover, I understand that I am responsible for maintaining the construction site in a neat and orderly fashion, policing the area for trash, scrap building materials and other debris, such debris being gathered in one area and at least once a week, or oftener when necessary, removing same from the area and from the Town of Sewall's Point. Failure to comply may result in a Building Inspector or Town Commissioner "red-tagging" the construction project.

Contractor SA Dillard

I understand that this structure must be in accordance with the approved plans and that it must comply with all code requirements of the Town of Sewall's Point before final approval by a Building Inspector will be given.

Owner Nancy Dillard

TOWN RECORD

Date submitted _____

Approved: Rob Brun 6/15/89
Building Inspector Date

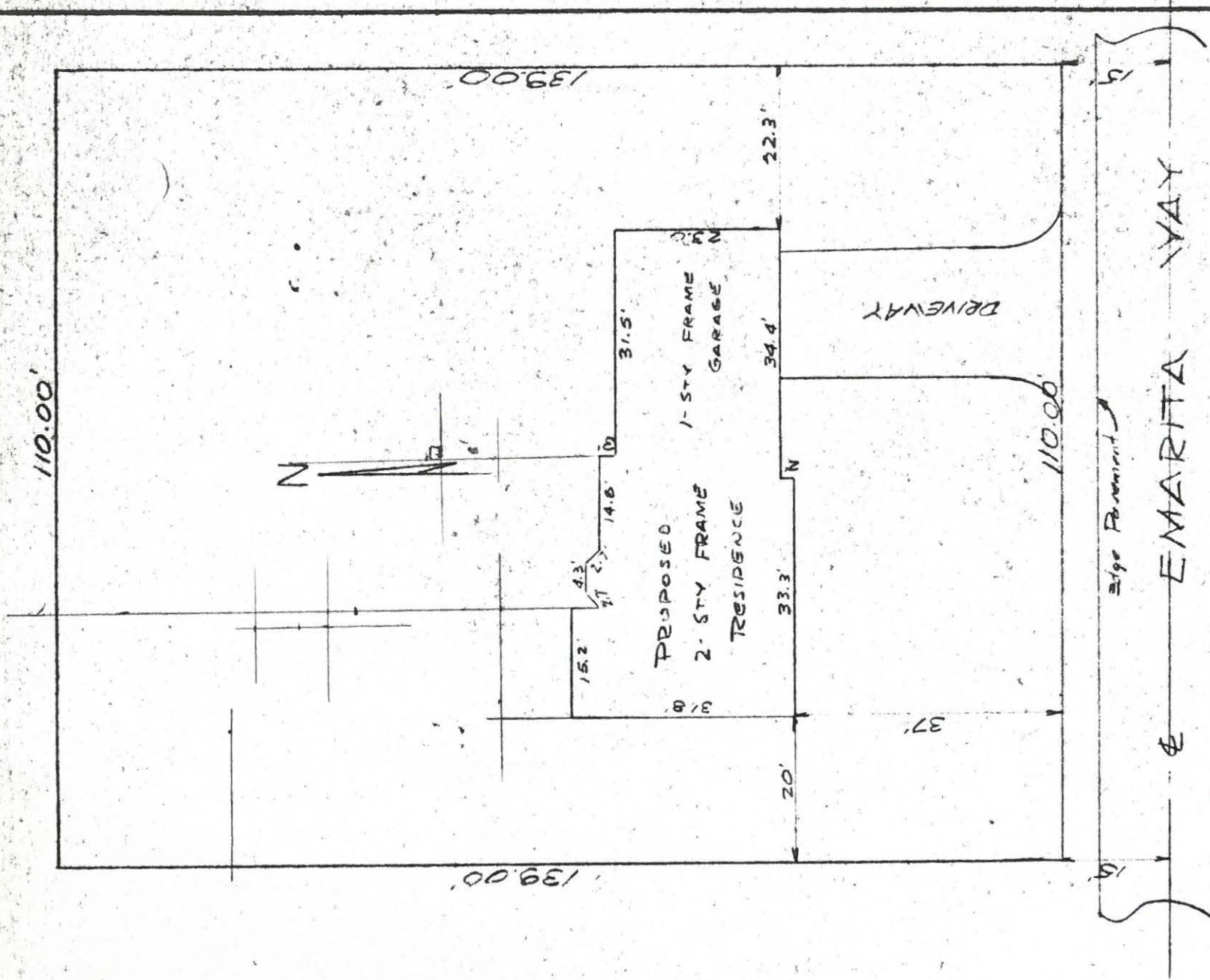
Approved: _____ Commissioner Date Final Approval given: _____ Date

Certificate of Occupancy issued (if applicable) _____ Date

SP1282

Permit No. 2566

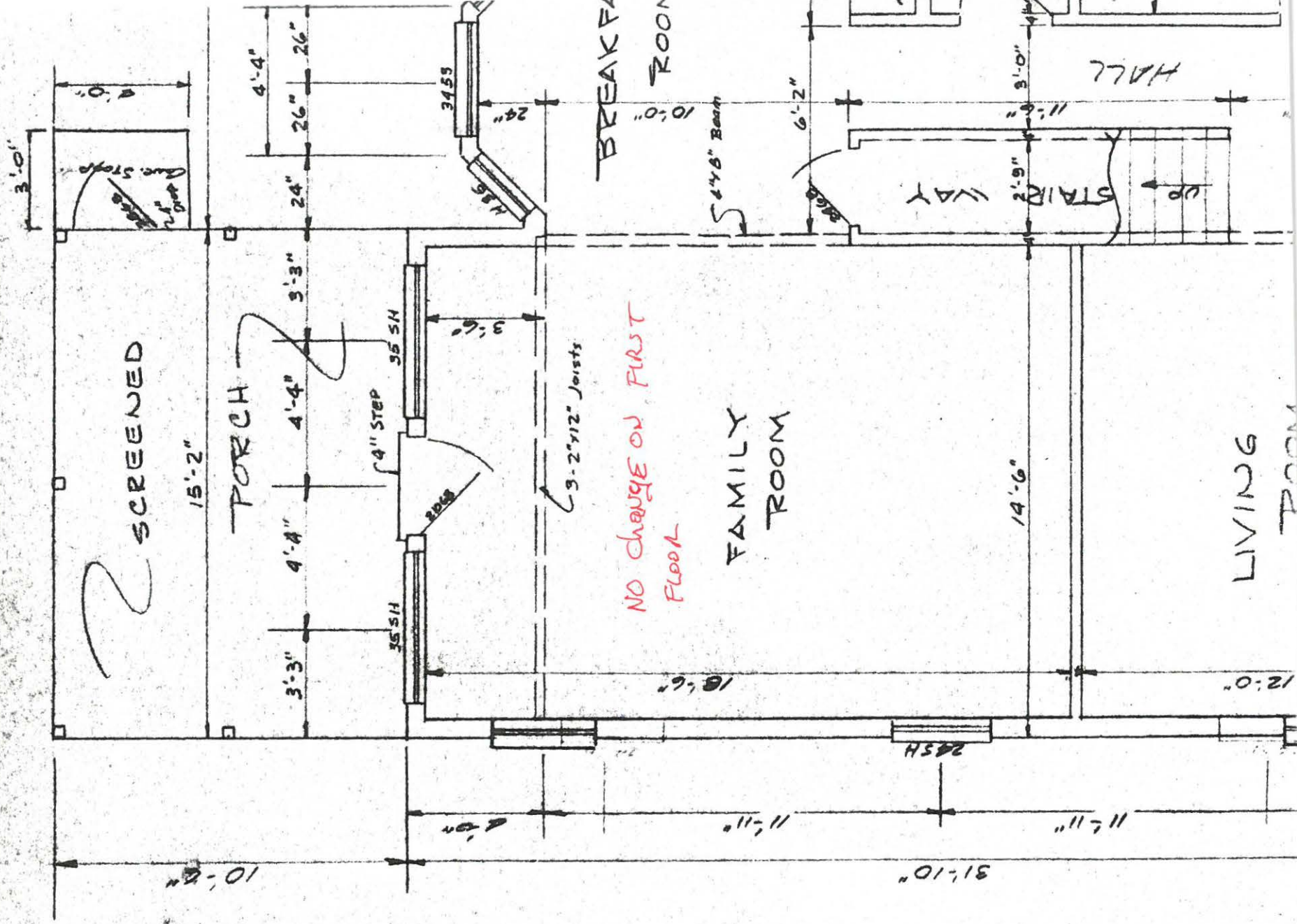
Approval of these plans in no way relieves the contractor or builder of complying with the Town of Sewall's Point Ordinances, the South Florida Building Code and the State of Florida Model Energy Efficiency Building Code.

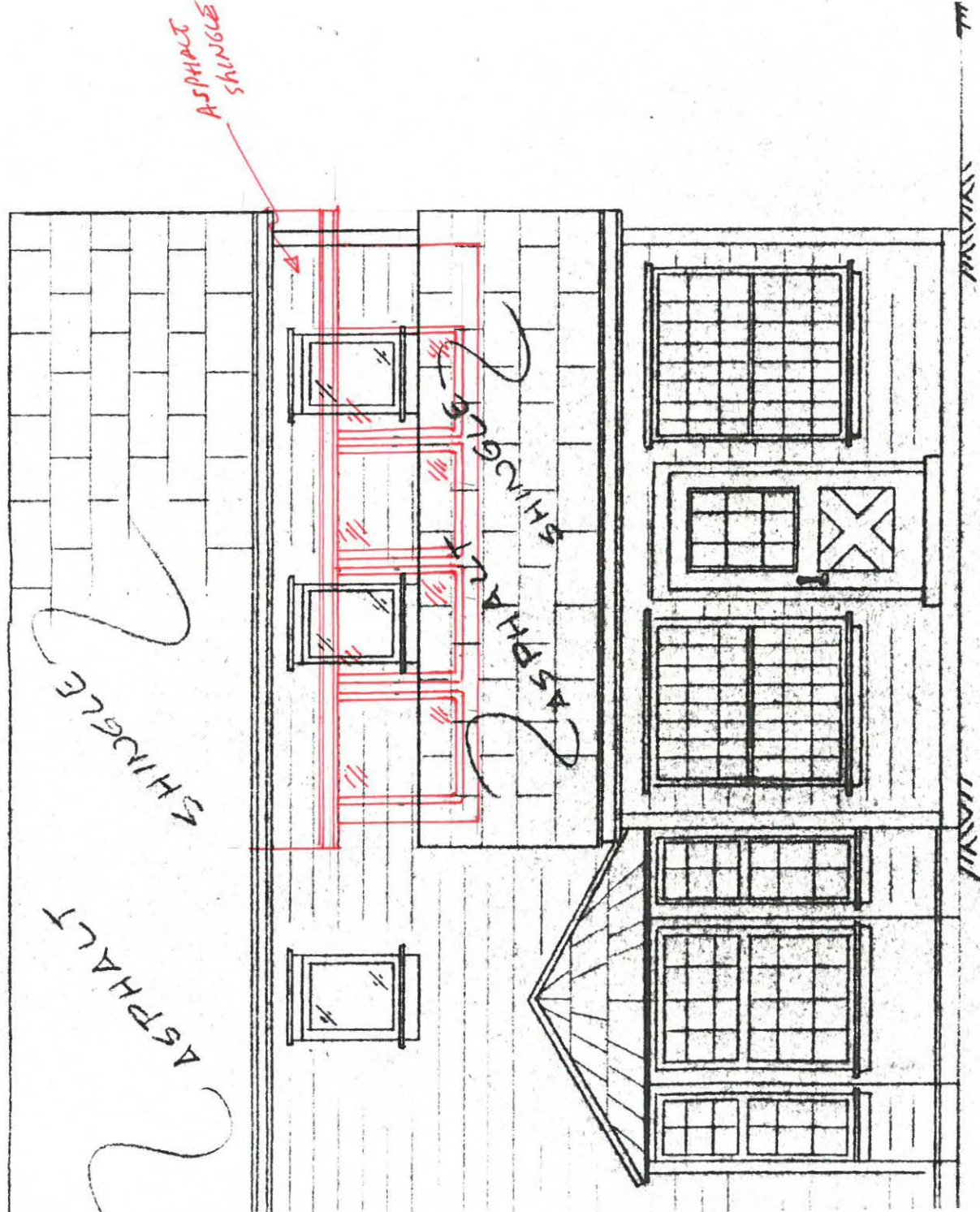


NO CHANGE ON ANY OF THESE DIMENSIONS.

T.A. Dillard
8 Emarita Way


SITE PLAN
LOT # 4 W
1" = 20'





REAR ELEVATION

1
20
1/8" = 1'



14'-6"

27 AUG 25 AMN 23 AUG 25 AMN

33'-4"

5'-0"

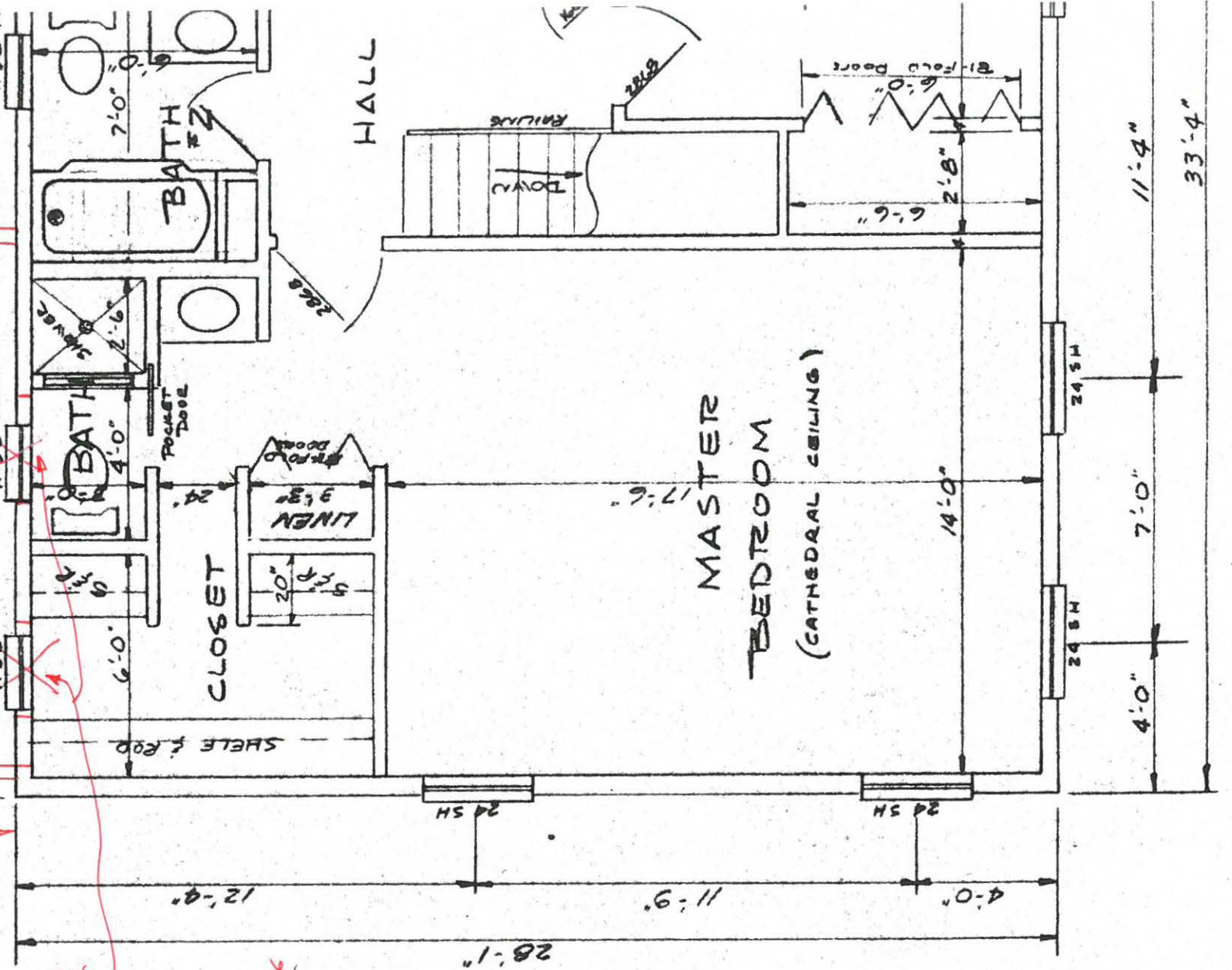
10'-6"

5'-9"

3'-4"

H 3/2 FROSTED
DELETE

H 3/2 DELETE



11'-4"

7'-0"

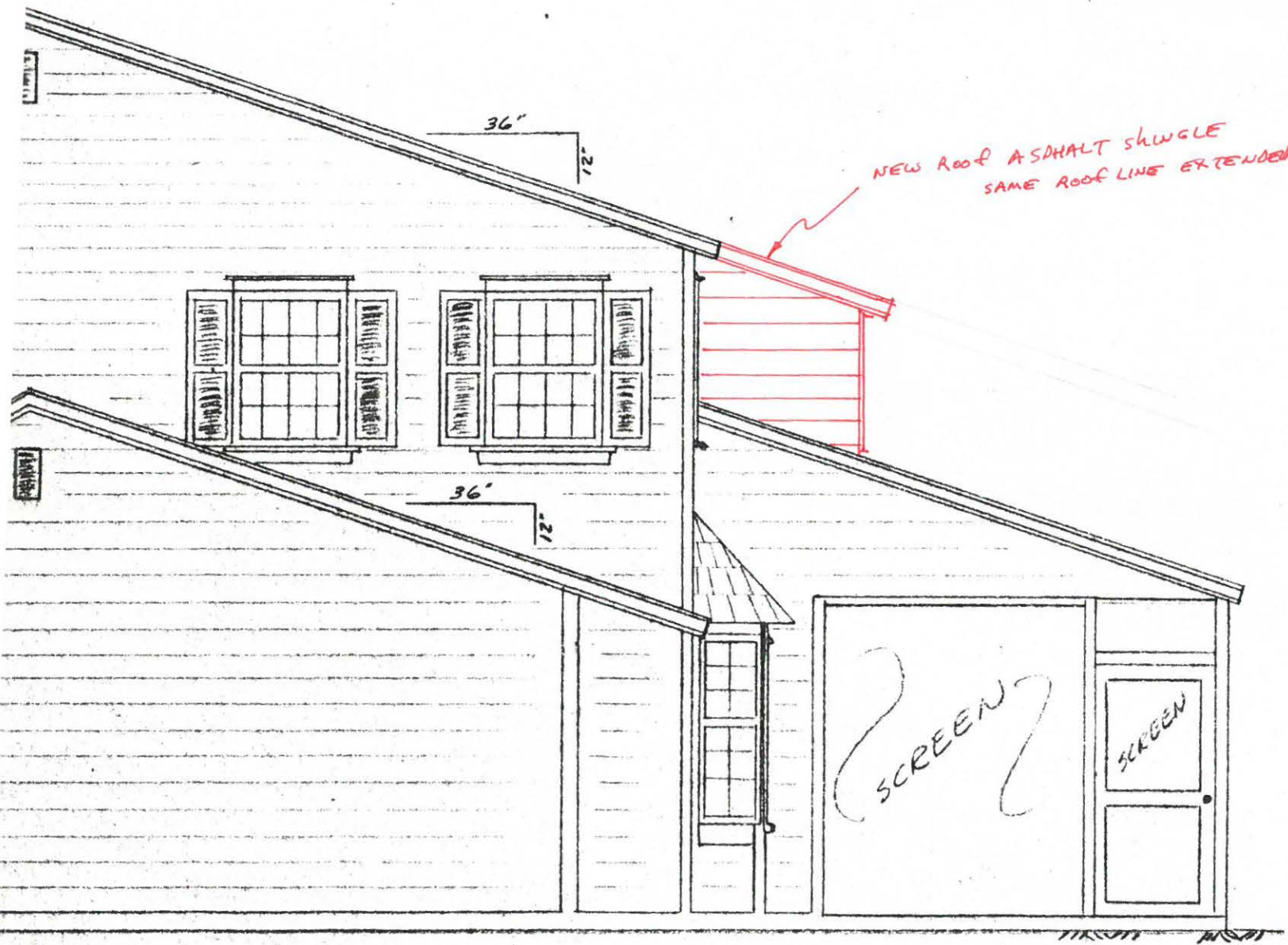
4'-0"

33'-4"

TWO EXISTING
WINDOWS DELETED
AND OPENING CUT
FOR DOOR'S

THE FLOOR FOR
THIS ALREADY
EXISTS AS CEILING
TO FIRST FLOOR


WALL AND ROOF
CONSTRUCTION SAME
AS EXISTING I.E.
2X4 STUD AND
5/8 SHEETING



RIGHT ELEVATION -

1/4" = 1'

M



3357

RE-ROOF

TAX FOLIO NO. _____ DATE _____

3357

APPLICATION FOR A PERMIT TO BUILD A DOCK, FENCE, POOL, SOLAR HEATING DEVICE, SCREENED ENCLOSURE, GARAGE OR ANY OTHER STRUCTURE NOT A HOUSE OR A COMMERCIAL BUILDING.

This application must be accompanied by three (3) sets of complete plans, to scale, including a plot plan showing set-backs; plumbing and electrical layouts, if applicable, and at least two (2) elevations, as applicable.

Owner T.A. + Nancy Dillard Present Address 8 Emarita Way
Phone 283-0947 Stuart 34996

Contractor Professional Roofing Services Address P.O. Box 8335, Hobe Sound, FL 33475
Phone 546-2715

Where licensed Martin County License Number SP 00316

Electrical Contractor _____ License Number _____

Plumbing Contractor _____ License Number _____

Describe the structure, or addition or alteration to an existing structure, for which this permit is sought: _____

New Roof

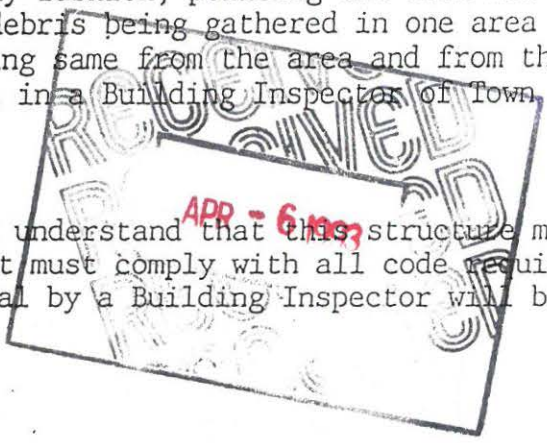
State the street address at which the proposed structure will be built: _____

8 Emarita Way Sewall's Pt
Subdivision EMARITA Lot Number 4 Block Number _____

Contract Price \$ 4975⁰⁰ Cost of Permit \$ 100.00

Plans approved as submitted _____ Plans approved as marked _____

I understand that this permit is good for 12 months from the date of its issue and that the structure must be completed in accordance with the approved plan. I further understand that approval of these plans in no way relieves me of complying with the Town of Sewall's Point Ordinances and the South Florida Building Code. Moreover, I understand that I am responsible for maintaining the construction site in a neat and orderly fashion, policing the area for trash, scrap building materials and other debris, such debris being gathered in one area and at least once a week, or oftener when necessary, removing same from the area and from the Town of Sewall's Point. Failure to comply may result in a Building Inspector of Town Commissioner "Red-Tagging" the construction project.



Contractor Dan Simmons

I understand that this structure must be in accordance with the approved plans and that it must comply with all code requirements of the Town of Sewall's Point before final approval by a Building Inspector will be given.

Owner Nancy Dillard

TOWN RECORD
Approved: Robert B... 4/2/93
Building Inspector Date

Date submitted _____

Approved: [Signature] 4/6/93 Final Approval given: _____
Commissioner Date Date

Certificate of Occupancy issued(if applicable) _____
Date

7535

RE-ROOF

MASTER PERMIT NO. _____

TOWN OF SEWALL'S POINT

Date 5/4/05

BUILDING PERMIT NO. 7535

Building to be erected for Dillard

Type of Permit ReRoof

Applied for by Tuttle Roofing (Contractor)

Building Fee 120⁰⁰

Subdivision Emerita Lot 4 Block _____

Radon Fee _____

Address 8 Emerita Way

Impact Fee _____

Type of structure SPR

A/C Fee _____

Parcel Control Number:
13841005000600203

Electrical Fee _____

Plumbing Fee _____

Roofing Fee _____

Amount Paid \$120 Check # 1318 Cash _____ Other Fees (_____) _____

Total Construction Cost \$ 16,675

TOTAL Fees 120⁰⁰

Signed [Signature]
Applicant

Signed [Signature]
Town Building Official

PERMIT

- BUILDING
- PLUMBING
- DOCK/BOAT LIFT
- SCREEN ENCLOSURE
- FILL
- TREE REMOVAL

- ELECTRICAL
- ROOFING
- DEMOLITION
- TEMPORARY STRUCTURE
- HURRICANE SHUTTERS
- STEMWALL

- MECHANICAL
- POOL/SPA/DECK
- FENCE
- GAS
- RENOVATION
- ADDITION

INSPECTIONS

- UNDERGROUND PLUMBING _____
- UNDERGROUND MECHANICAL _____
- STEMWALL FOOTING _____
- SLAB _____
- ROOF SHEATHING _____
- TRUSS ENG/WINDOW/DOOR BUCKS _____
- ROOF TIN TAG/METAL _____
- PLUMBING ROUGH-IN _____
- MECHANICAL ROUGH-IN _____
- FRAMING _____
- FINAL PLUMBING _____
- FINAL MECHANICAL _____
- FINAL ROOF _____

- UNDERGROUND GAS _____
- UNDERGROUND ELECTRICAL _____
- FOOTING _____
- TIE BEAM/COLUMNS _____
- WALL SHEATHING _____
- LATH _____
- ROOF-IN-PROGRESS _____
- ELECTRICAL ROUGH-IN _____
- GAS ROUGH-IN _____
- EARLY POWER RELEASE _____
- FINAL ELECTRICAL _____
- FINAL GAS _____
- BUILDING FINAL _____

RECEIVED
5/2/05

ST676

Town of Sewall's Point
BUILDING PERMIT APPLICATION

Date: 3/25/05 Permit Number: _____

OWNER/TITLEHOLDER NAME: Tedd + Nancy Dillard Phone (Day) 772 283-0997 (Fax) _____

Job Site Address: 8 Emarita Way City: Sewall's Pt State: FL Zip: 34996

Legal Desc. Property (Subd/Lot/Block) Emarita, Lot 4 Parcel Number: 13841005000000203

Owner Address (if different): 8 Emarita Way City: Sewall's Pt State: FL Zip: 34996

Description of Work To Be Done: replace roof

WILL OWNER BE THE CONTRACTOR?:

YES NO

COST AND VALUES:

Estimated Cost of Construction or Improvements: \$ 16,675⁰⁰
(Notice of Commencement needed over \$2500)

Estimated Fair Market Value prior to improvement: \$ _____

Is improvement cost 50% or more of Fair Market Value? YES NO

Method of Determining Fair Market Value: _____

(If no, fill out the Contractor & Subcontractor sections below)
(If yes, Owner Builder Affidavit must accompany application)

CONTRACTOR/Company: Tuttle Roofing Phone: 772 288-6860 Fax: 288-6864

Street: 3091 SE Waaler City: Stuart State: FL Zip: 34997

State Registration Number: CCC1326323 State Certification Number: _____ Martin County License Number: _____

SUBCONTRACTOR INFORMATION:

Electrical: _____ State: _____ License Number: _____

Mechanical: _____ State: _____ License Number: _____

Plumbing: _____ State: _____ License Number: _____

Roofing: _____ State: _____ License Number: _____

ARCHITECT _____ Lic.#: _____ Phone Number: _____

Street: _____ City: _____ State: _____ Zip: _____

ENGINEER _____ Lic.#: _____ Phone Number: _____

Street: _____ City: _____ State: _____ Zip: _____

AREA SQUARE FOOTAGE - SEWER - ELECTRIC Living: _____ Garage: _____ Covered Patios: _____ Screened Porch: _____

Carpport: _____ Total Under Roof _____ Wood Deck: _____ Accessory Building: _____

I understand that a separate permit from the Town may be required for ELECTRICAL, PLUMBING, MECHANICAL, SIGNS, POOLS, WELLS, FURNACE, BOILERS, HEATERS, TANKS DOCKS, SEA WALLS, ACCESSORY BUILDING, SAND OR FILL ADDITION OR REMOVAL, AND TREE REMOVAL AND RELOCATIONS.

CODE EDITIONS IN EFFECT AT TIME OF APPLICATION: Florida Building Code (Structural, Mechanical, Plumbing, Gas): 2001
National Electrical Code: 2002 Florida Energy Code: 2001 Florida Accessibility Code: 2001

I HEREBY CERTIFY THAT THE INFORMATION I HAVE FURNISHED ON THIS APPLICATION IS TRUE AND CORRECT TO THE BEST OF MY KNOWLEDGE AND I AGREE TO COMPLY WITH ALL APPLICABLE CODES, LAWS AND ORDINANCES DURING THE BUILDING PROCESS.

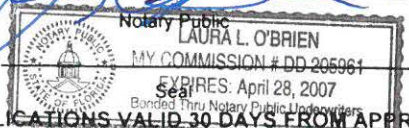
OWNER OR AGENT SIGNATURE (required)

Nancy R. Dillard

State of Florida, County of: Martin
This the 28th day of March, 2005

by Nancy Rickers Dillard who is personally known to me or produced _____ as identification _____

My Commission Expires: _____



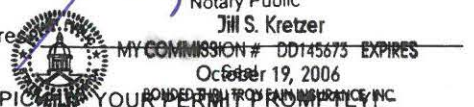
CONTRACTOR SIGNATURE (required)

Dennis W. Tuttle Jr.

On State of Florida, County of: Martin
This the 28 day of February, 2005

by Dennis W. Tuttle Jr. who is personally known to me or produced _____ as identification _____

My Commission Expires: _____



INSTR # 1830275 OR BK 02002 PG 1321 RECD 04/14/2005 12:58:42 PM
MARSHA EWING MARTIN COUNTY DEPUTY CLERK T. COPUS (ASSIST MGR)

51674

TO BE COMPLETED WHEN CONSTRUCTION VALUE EXCEEDS \$2500.00

PERMIT # _____

TAX FOLIO # 01 3541 005 000000 40-9

NOTICE OF COMMENCEMENT

STATE OF Florida

COUNTY OF Martin

THE UNDERSIGNED HEREBY GIVES NOTICE THAT IMPROVEMENT WILL BE MADE TO CERTAIN REAL PROPERTY, AND IN ACCORDANCE WITH CHAPTER 713, FLORIDA STATUTES, THE FOLLOWING INFORMATION IS PROVIDED IN THIS NOTICE OF COMMENCEMENT.

LEGAL DESCRIPTION OF PROPERTY (INCLUDE STREET ADDRESS IF AVAILABLE):

Emerita, lot 4

GENERAL DESCRIPTION OF IMPROVEMENT: Re roof

OWNER: Ted + Nancy Dillard TAJR Dillard

ADDRESS: 8 EMARITA WAY STUART FL 34996 SEMARITA WAY

PHONE #: 233-0947 FAX #: _____

INTEREST IN PROPERTY: Owned

NAME AND ADDRESS OF FEE SIMPLE TITLE HOLDER (IF OTHER THAN OWNER): _____

CONTRACTOR: Tuttle Roofing, Inc.

ADDRESS: 3091 S.E. WAALCA ST. STUART FL 34997

PHONE #: 772-288-6860 FAX #: 772-288-6964

STATE OF FLORIDA
MARTIN COUNTY

THIS IS TO CERTIFY THAT THE
FOREGOING _____ PAGES IS A TRUE
AND CORRECT COPY OF THE ORIGINAL.

MARSHA EWING, CLERK

BY TLOANS DC

DATE 4-14-05 FAX #: _____



SURETY COMPANY (IF ANY) _____

ADDRESS: _____

PHONE # _____

BOND AMOUNT: _____

LENDER/MORTGAGE COMPANY _____

ADDRESS: _____

PHONE # _____

PERSONS WITHIN THE STATE OF FLORIDA DESIGNATED BY OWNER UPON WHOM NOTICES OR OTHER DOCUMENTS MAY BE SERVED AS PROVIDED BY SECTION 713.13(1)(A)7., FLORIDA STATUTES:

NAME: _____

ADDRESS: _____

PHONE #: _____ FAX #: _____

IN ADDITION TO HIMSELF OR HERSELF, OWNER DESIGNATES _____

OF _____ TO RECEIVE A COPY OF THE LIENOR'S

NOTICE AS PROVIDED IN SECTION 713.13(1)(B), FLORIDA STATUTES.

PHONE #: _____ FAX #: _____

EXPIRATION DATE OF NOTICE OF COMMENCEMENT: _____

THE EXPIRATION DATE IS ONE (1) YEAR FROM THE DATE OF RECORDING UNLESS A DIFFERENT DATE IS SPECIFIED ABOVE.

X Nancy Dillard
SIGNATURE OF OWNER

SWORN TO AND SUBSCRIBED BEFORE ME THIS 9th DAY OF March 2005

BY Nancy Ricketts Dillard

PERSONALLY KNOWN
OR PRODUCED ID D463-636-44-953-0
TYPE OF ID FLDL x 12/13/10

Laura L. O'Brien
NOTARY SIGNATURE



ACORD CERTIFICATE OF LIABILITY INSURANCE DATE (MM/DD/YY)

PRODUCER
 INSURANCE SOURCE.COM INC
 6703 N Himes Avenue
 Tampa, FL 33614

THIS CERTIFICATE IS ISSUED AS A MATTER OF INFO (3/2/2005) ONLY AND CONFERS NO RIGHTS UPON THE CERTIFICATE HOLDER. THIS CERTIFICATE DOES NOT AMEND, EXTEND OR ALTER THE COVERAGE AFFORDED BY THE POLICIES BELOW.

INSURED
 Tuttle Roofing Inc
 3091 Se Waaler St
 Stuart, FL 34997

COMPANIES AFFORDING COVERAGE
 COMPANY A
 Evanston Insurance Company
 COMPANY B
 COMPANY C
 COMPANY D

COVERAGES
 THIS IS TO CERTIFY THAT THE POLICIES OF INSURANCE LISTED BELOW HAVE BEEN ISSUED TO THE INSURED NAMED ABOVE FOR THE POLICY PERIOD INDICATED. NOTWITHSTANDING ANY REQUIREMENT, TERM OR CONDITION OF ANY CONTRACT OR OTHER DOCUMENT WITH RESPECT TO WHICH THIS CERTIFICATE MAY BE ISSUED OR MAY PERTAIN, THE INSURANCE AFFORDED BY THE POLICIES DESCRIBED HEREIN IS SUBJECT TO ALL THE TERMS, EXCLUSIONS AND CONDITIONS OF SUCH POLICIES. LIMITS SHOWN MAY HAVE BEEN REDUCED BY PAID CLAIMS.


| CO LTR | TYPE OF INSURANCE | POLICY NUMBER | POLICY EFFECTIVE DATE (MM/DD/YY) | POLICY EXPIRATION DATE (MM/DD/YY) | LIMITS |
|--------|--|---------------|----------------------------------|-----------------------------------|--|
| A | GENERAL LIABILITY <input type="checkbox"/> COMMERCIAL GENERAL LIABILITY <input checked="" type="checkbox"/> CLAIMS MADE <input type="checkbox"/> OCCUR <input checked="" type="checkbox"/> OWNER'S & CONTRACTOR'S PROT | CL090200780 | 10/21/2004 | 10/21/2005 | GENERAL AGGREGATE \$ _____ PRODUCTS - COMP/OP AGG \$ 600,000 PERSONAL & ADV INJURY \$ 600,000 EACH OCCURRENCE \$ 300,000 FIRE DAMAGE (Any one fire) \$ 300,000 MED EXP (Any one person) \$ 50,000 |
| | AUTOMOBILE LIABILITY <input type="checkbox"/> ANY AUTO <input type="checkbox"/> ALL OWNED AUTOS <input type="checkbox"/> SCHEDULED AUTOS <input type="checkbox"/> HIRED AUTOS <input type="checkbox"/> NON-OWNED AUTOS | | | | COMBINED SINGLE LIMIT \$ 1,000 BODILY INJURY (Per person) \$ EXCLUDED BODILY INJURY (Per accident) \$ EXCLUDED PROPERTY DAMAGE \$ EXCLUDED |
| | GARAGE LIABILITY <input type="checkbox"/> ANY AUTO | | | | AUTO ONLY - EA ACCIDENT \$ EXCLUDED OTHER THAN AUTO ONLY: \$ EXCLUDED EACH ACCIDENT \$ EXCLUDED AGGREGATE \$ EXCLUDED |
| | EXCESS LIABILITY <input type="checkbox"/> UMBRELLA FORM <input type="checkbox"/> OTHER THAN UMBRELLA FORM | | | | EACH OCCURRENCE \$ EXCLUDED AGGREGATE \$ EXCLUDED |
| | WORKERS COMPENSATION AND EMPLOYERS' LIABILITY THE PROPRIETOR/PARTNERS/EXECUTIVE OFFICERS ARE: <input type="checkbox"/> INCL <input type="checkbox"/> EXCL | | | | WC STATUTORY LIMITS OTH-ER \$ EXCLUDED EL EACH ACCIDENT \$ EXCLUDED EL DISEASE - POLICY LIMIT \$ EXCLUDED EL DISEASE - EA EMPLOYEE \$ EXCLUDED |
| | OTHER | | | | |

DESCRIPTION OF OPERATIONS/LOCATIONS/VEHICLES/SPECIAL ITEMS

CERTIFICATE HOLDER
 Town of Sewall's Point
 1 S. Sewall's Point Rd
 Sewall's Point, FL 34996-

CANCELLATION
 SHOULD ANY OF THE ABOVE DESCRIBED POLICIES BE CANCELLED BEFORE THE EXPIRATION DATE THEREOF, THE ISSUING COMPANY WILL ENDEAVOR TO MAIL _____ DAYS WRITTEN NOTICE TO THE CERTIFICATE HOLDER NAMED TO THE LEFT, BUT 10 _____ DAYS WRITTEN NOTICE SHALL IMPOSE NO OBLIGATION OR LIABILITY OF ANY KIND UPON THE COMPANY, ITS AGENTS OR REPRESENTATIVES.

AUTHORIZED REPRESENTATIVE
Richard F. Hull

| ACORD CERTIFICATE OF LIABILITY INSURANCE | | | | DATE (MM/DD/YY) 12/22/2004 | | |
|--|------|--|--|---|-----------------------------------|--|
| PRODUCER CONDON MEEK INC 1211 COURT ST CLEARWATER FL 33756 | | Serial # 117878 | | THIS CERTIFICATE IS ISSUED AS A MATTER OF INFORMATION ONLY AND CONFERS NO RIGHTS UPON THE CERTIFICATE HOLDER. THIS CERTIFICATE DOES NOT AMEND, EXTEND OR ALTER THE COVERAGE AFFORDED BY THE POLICIES BELOW. | | |
| INSURED CRUM STAFFING II, INC. 100 SOUTH MISSOURI AVENUE CLEARWATER, FL 33756 | | INSURERS AFFORDING COVERAGE | | NAIC# | | |
| | | INSURER A: FRANK WINSTON CRUM INSURANCE, INC. | | | | |
| | | INSURER B: | | | | |
| | | INSURER C: | | | | |
| | | INSURER D: | | | | |
| | | INSURER E: | | | | |
| COVERAGES | | | | | | |
| THE POLICIES OF INSURANCE LISTED BELOW HAVE BEEN ISSUED TO THE INSURED NAMED ABOVE FOR THE POLICY PERIOD INDICATED NOTWITHSTANDING ANY REQUIREMENT, TERM OR CONDITION OF ANY CONTRACT OR OTHER DOCUMENT WITH RESPECT TO WHICH THIS CERTIFICATE MAY BE ISSUED OR MAY PERTAIN, THE INSURANCE AFFORDED BY THE POLICIES DESCRIBED HEREIN IS SUBJECT TO ALL THE TERMS, EXCLUSIONS AND CONDITIONS OF SUCH POLICIES. AGGREGATE LIMITS SHOWN MAY HAVE BEEN REDUCED BY PAID CLAIMS. | | | | | | |
| POLY | FORM | TYPE OF INSURANCE | POLICY NUMBER | POLICY EFFECTIVE DATE (MM/DD/YY) | POLICY EXPIRATION DATE (MM/DD/YY) | LIMITS |
| | | GENERAL LIABILITY <input type="checkbox"/> COMMERCIAL GENERAL LIABILITY <input type="checkbox"/> CLAIMS MADE <input type="checkbox"/> OCCUR GENL. AGGREGATE LIMIT APPLIES PER: <input type="checkbox"/> POLICY <input type="checkbox"/> PRO. <input type="checkbox"/> LOC | | | | EACH OCCURRENCE \$ DAMAGE TO RENTED PREMISES (Per occurrence) \$ MED EXP (Any one person) \$ PERSONAL & ADV INJURY \$ GENERAL AGGREGATE \$ PRODUCTS - COMPLE AGG \$ |
| | | AUTOMOBILE LIABILITY <input type="checkbox"/> ANY AUTO <input type="checkbox"/> ALL OWNED AUTOS <input type="checkbox"/> SCHEDULED AUTOS <input type="checkbox"/> HIRED AUTOS <input type="checkbox"/> NON-OWNED AUTOS | | | | COMBINED SINGLE LIMIT (Per accident) \$ BODILY INJURY (Per person) \$ BODILY INJURY (Per accident) \$ PROPERTY DAMAGE (Per accident) \$ |
| | | BARAGE LIABILITY <input type="checkbox"/> ANY AUTO | | | | AUTO ONLY - EA ACCIDENT \$ OTHER THAN AUTO ONLY: EA ACC \$ AGG \$ |
| | | EXCESS/UMBRELLA LIABILITY <input type="checkbox"/> OCCUR <input type="checkbox"/> CLAIMS MADE DEDUCTIBLE \$ RETENTION \$ | | | | EACH OCCURRENCE \$ AGGREGATE \$ \$ \$ \$ |
| A | | WORKER'S COMPENSATION AND EMPLOYERS' LIABILITY ANY PROPRIETOR/PARTNER/EXECUTIVE OFFICER/MEMBER EXCLUDED? If yes, describe under SPECIAL PROVISIONS below | WC 5 0000 0000 | 01/01/2005 | 01/01/2006 | <input checked="" type="checkbox"/> NO STAFF TORY LIMITS <input checked="" type="checkbox"/> OTHER EL EACH ACCIDENT \$ 1,000,000 EL DISEASE - EA EMPLOYEE \$ 1,000,000 EL DISEASE - POLICY LIMIT \$ 1,000,000 |
| | | OTHER | | | | |
| DESCRIPTION OF OPERATIONS/LOCATIONS/VEHICLES/EXCLUSIONS ADDED BY ENDORSEMENTS/SPECIAL PROVISIONS This certificate remains in effect provided the client's account is in good standing with Crum Staffing II, Inc. Coverage is not provided for any employee for which the client is not reporting hours to Crum Staffing II, Inc. Effective 10/21/2004, applies to 100% of the employees of Crum Staffing II, Inc. leased to TUTTLE ROOFING, INC. | | | | | | |
| CERTIFICATE HOLDER | | | CANCELLATION | | | |
| TOWN OF SEWALL'S POINT 1S SEWALL'S POINT RD SEWALL'S POINT, FL 34998 | | | SHOULD ANY OF THE ABOVE DESCRIBED POLICIES BE CANCELLED BEFORE THE EXPIRATION DATE THEREOF, THE ISSUING INSURER WILL ENDEAVOR TO MAIL <u>30</u> DAYS WRITTEN NOTICE TO THE CERTIFICATE HOLDER NAMED TO THE LEFT, BUT FAILURE TO DO SO SHALL IMPOSE NO OBLIGATION OR LIABILITY OF ANY KIND UPON THE INSURER, ITS AGENTS OR REPRESENTATIVES. AUTHORIZED REPRESENTATIVE  | | | |

2004-2005 MARTIN COUNTY ORIGINAL
COUNTY OCCUPATIONAL LICENSE

Larry C. O'Steen, Tax Collector, P.O. Box 9013, Stuart, FL 34995
(561) 288-5604

LICENSE ~~2005-518-007~~ CERT ~~CRFG1017~~

PHONE ~~(772) 288-6860~~ SIC NO ~~235610~~

LOCATION:

3091 SE WAALER ST STU

RECEIPT OF PAYMENT

6818

\$25.00

CHARACTER COUNTS IN MARTIN COUNTY

| | | | |
|-------------|------------|-------------|--------------|
| PREV YR. \$ | <u>.00</u> | LIC. FEE \$ | <u>25.00</u> |
| \$ | <u>.00</u> | PENALTY \$ | <u>.00</u> |
| \$ | <u>.00</u> | COL. FEE \$ | <u>.00</u> |
| \$ | <u>.00</u> | TRANSFER \$ | <u>.00</u> |
| TOTAL | | | <u>25.00</u> |

IS HEREBY LICENSED TO ENGAGE IN THE BUSINESS, PROFESSION OR OCCUPATION
OF ROOFING CONTRACTOR

AT LOCATION LISTED FOR THE PERIOD BEGINNING ON THE

TUTTLE, DENNIS/QUALIFIER
TUTTLE ROOF INC
3091 SE WAALER ST
STUART FL 34997

LARRY C. O'STEEN

99 01/12/2005 DECT NORMAL

2005180007006

0220050120027ACK

12 DAY OF JANUARY 2005
AND ENDING SEPTEMBER 30, 2005

POST



STATE OF FLORIDA

DEPARTMENT OF BUSINESS AND PROFESSIONAL REGULATION

CONSTRUCTION INDUSTRY LICENSING BOARD
1940 NORTH MONROE STREET
TALLAHASSEE FL 32399-0783

(850) 487-1395

TUTTLE, DENNIS EUGENE JR
TUTTLE ROOFING INC
3091 S.E. WAALER STREET
STUART FL 34997-5948



STATE OF FLORIDA AC# 1867745
DEPARTMENT OF BUSINESS AND
PROFESSIONAL REGULATION

CCC1326323 02/16/05 040546716

CERTIFIED ROOFING CONTRACTOR
TUTTLE, DENNIS EUGENE JR
TUTTLE ROOFING INC

IS CERTIFIED under the provisions of Ch.489 FS.
Expiration date: AUG 31, 2006 L05021600112

DETACH HERE

AC# 1867745

STATE OF FLORIDA

DEPARTMENT OF BUSINESS AND PROFESSIONAL REGULATION
CONSTRUCTION INDUSTRY LICENSING BOARD

SEQ# L05021600112

| DATE | BATCH NUMBER | LICENSE NBR |
|------------|--------------|-------------|
| 02/16/2005 | 040546716 | CCC1326323 |

The ROOFING CONTRACTOR
Named below IS CERTIFIED
Under the provisions of Chapter 489 FS.
Expiration date: AUG 31, 2006



TUTTLE, DENNIS EUGENE JR
TUTTLE ROOFING INC
3091 S.E. WAALER STREET
STUART FL 34997-5948

JEB BUSH
GOVERNOR

DIANE CARR
SECRETARY

DISPLAY AS REQUIRED BY LAW



1535

TOWN OF SEWALL'S POINT

One South Sewall's Point Road
Sewall's Point, Florida 34996
(772) 287-2455

CORRECTION NOTICE

ADDRESS: 8 EMARITA

I have this day inspected this structure and these premises and have found the following violations of the City, County, and/or State laws governing same.

ROOF DRY IN

DECKING IS NOT NAILED
PER. F.B.C.

WALL FLASHING @ 2ND FLOOR
WALL IS NOT PROPERLY DETAILED

COPPER FLASHING CAN NOT
COME IN CONTACT W/
STEEL METAL ROOF PANELS -

You are hereby notified that no work shall be concealed upon these premises until the above violations are corrected. When corrections have been made, call for an inspection.

DATE: 6/27

AM
INSPECTOR

DO NOT REMOVE THIS TAG

TOWN OF SEWALL'S POINT

Building Department - Inspection Log







Date of Inspection: Mon Wed Fri 6/27, 2005 Page 1 of

| PERMIT | OWNER/ADDRESS/CONTR. | INSPECTION TYPE | RESULTS | NOTES/COMMENTS: |
|-------------|-------------------------------------|--|---------|--|
| 7535 | DILLARD | DRY IN | FAIL | |
| 2A | 8 EMARITA WAY TUTTLE ROOFING | | | INSPECTOR: <i>OM</i> |
| 7163 | HAYNES | WINDOW + DOOR | PASS | |
| 4 | 6 PALM ROAD O/B | | | INSPECTOR: <i>OM</i> |
| 7362 | BUTLER | FINAL ROOF | | CANCEL |
| 1 | 6 EMARITA WAY WESTERN | (8:30) BILL JOHNSON 561-902-9069 | | INSPECTOR: |
| 6972 | QUINN | FINAL ROOF | FAIL | |
| 3 | 98 S. SEWALLS PT PACIFIC ROOFING | | | INSPECTOR: <i>OM</i> |
| 6576 | CIVIELLO | STORM SHUTTERS | PASS | CLOSE |
| 5 | 31 FIELDWAY O/B | FINAL RENOVATION | | CLOSE INSPECTOR: <i>OM</i> |
| 7643 | MERRILL | PRE DRYWALL | PASS | |
| 6 | 24 FIELDWAY DR O/B | | | INSPECTOR: <i>OM</i> |
| 7623 | SANDS | SHEATHING | PASS | |
| 4C | 82 S. RIVER RD PACIFIC ROOFING | | | INSPECTOR: <i>OM</i> |
| OTHER: 2 | Armstrong 41 W. HERRI PT | Courtesy Insp | | ADVISED OWNER METHODS TO CONTROL MINIMAL EROSION PROBLEMS |

TOWN OF SEWALL'S POINT

Building Department - Inspection Log

Date of Inspection: Mon Wed Fri July 1, 2005 Page 2 of 3

| PERMIT | OWNER/ADDRESS/CONTR. | INSPECTION TYPE | RESULTS | NOTES/COMMENTS: |
|-----------------|-------------------------------------|------------------------|----------------------|--|
| 6406 6273 | Domencich | Final Renovation | PASS | CLOSE |
| 3 | 14255 PR Construction Connection | | | INSPECTOR:  |
| 7520 | Marek | In progress | DUPLICATE | |
| | 1 Fredman | | | INSPECTOR: |
| | Fearnot Roofing | | | |
| 7413 | Haynes | Gas Rough in | PASS | |
| 4 | 6 Palm Rd Amerigas | | | INSPECTOR:  |
| 7064 | Botwinick | Sewall-final | PASS | CLOSE |
| 7 | 27 Emarita Way O/B | | | INSPECTOR:  |
| 7386 | McCormick | Footings | FAIL | |
| 11 | 59 N River Rd Pine Orchard Bldrs | | | INSPECTOR:  |
| 7535 | Dinnard | Dry-in | PASS | |
| 6 | 8 Emarita Way Tuttle | | | INSPECTOR:  |
| TREE | Osteen | TREE | PASS | |
| 9 | 1 S. Ridgeview O/B | | | INSPECTOR:  |

OTHER: _____

TOWN OF SEWALL'S POINT

Building Department - Inspection Log

Date of Inspection: Mon Wed Fri 9/23, 2005 Page 2 of

| PERMIT | OWNER/ADDRESS/CONTR. | INSPECTION TYPE | RESULTS | NOTES/COMMENTS: |
|--------|----------------------|-----------------|---------|----------------------|
| 7562 | CLIFFORD | FINAL ROOF | FAIL | |
| 11 | 20 N. RIVER RD | FLAT ROOF | | |
| | TUTTLE ROOFING | | | INSPECTOR: <i>OM</i> |
| PERMIT | OWNER/ADDRESS/CONTR. | INSPECTION TYPE | RESULTS | NOTES/COMMENTS: |
| 7712 | THORNE | FINAL ROOF | PASS | CLOSE |
| 10 | 22 PERRIWINKLEA | | | |
| | DUGAN ROOFING | | | INSPECTOR: <i>OM</i> |
| PERMIT | OWNER/ADDRESS/CONTR. | INSPECTION TYPE | RESULTS | NOTES/COMMENTS: |
| 7380 | BONIFACE | WINDOWS | FAIL | |
| 5 | 63 S. RIVER | | | |
| | WILSON BROS | | | INSPECTOR: <i>OM</i> |
| PERMIT | OWNER/ADDRESS/CONTR. | INSPECTION TYPE | RESULTS | NOTES/COMMENTS: |
| 7680 | BRUCE | FINAL DRIVEWAY | PASS | CLOSE |
| 6 | 2 COANE'S NEST | | | |
| | NAIL BRICK PAVERS | | | INSPECTOR: <i>OM</i> |
| PERMIT | OWNER/ADDRESS/CONTR. | INSPECTION TYPE | RESULTS | NOTES/COMMENTS: |
| 7535 | DILLARD | FINAL ROOF | PASS | CLOSE |
| 7 | 8 EMARITA | | | |
| | TUTTLE ROOFING | | | INSPECTOR: <i>OM</i> |
| PERMIT | OWNER/ADDRESS/CONTR. | INSPECTION TYPE | RESULTS | NOTES/COMMENTS: |
| 7536 | BUONO | FINAL ROOF | PASS | CLOSE |
| 11A | 106 N. SEWALL ST | | | |
| | TUTTLE ROOFING | | | INSPECTOR: <i>OM</i> |
| PERMIT | OWNER/ADDRESS/CONTR. | INSPECTION TYPE | RESULTS | NOTES/COMMENTS: |
| 7390 | GOLDMAN | TRUSS ENG | CANCEL | - RESCHEDULE |
| X | 4 SUMMER LA | | | FOR MONDAY |
| | O/B | 708-1766 | | INSPECTOR: <i>OM</i> |

OTHER: _____

9815

SHUTTERS



TOWN OF SEWALL'S POINT BUILDING DEPARTMENT
 One S. Sewall's Point Road
 Sewall's Point, Florida 34996
 Tel 772-287-2455 Fax 772-220-4765

BUILDING PERMIT CARD

**THIS CARD MUST BE POSTED IN A CONSPICUOUS PLACE IN PLAIN VIEW FROM THE STREET PRIOR TO BEGINNING ANY WORK
 A FINAL INSPECTION IS REQUIRED FOR ALL PERMITS**

| | | | |
|------------------------|----------------------|-----------------------|-----------------|
| PERMIT NUMBER: | 9815 | DATE ISSUED: | JUNE 10, 2011 |
| SCOPE OF WORK: | HURRICANE SHUTTERS | | |
| CONDITIONS : | | | |
| CONTRACTOR: | GULFSTREAM ALUMINUM | | |
| PARCEL CONTROL NUMBER: | 013841005-000-000409 | SUBDIVISION | EMARITA - LOT 4 |
| CONSTRUCTION ADDRESS: | 8 EMARITA WAY | | |
| OWNER NAME: | DILLARD | | |
| QUALIFIER: | JOH O'BRIEN | CONTACT PHONE NUMBER: | 287-6476 |

WARNING TO OWNER: YOUR FAILURE TO RECORD A NOTICE OF COMMENCEMENT MAY RESULT IN YOUR PAYING TWICE FOR IMPROVEMENTS TO YOUR PROPERTY. IF YOU INTEND TO OBTAIN FINANCING, CONSULT WITH YOUR LENDER OR AN ATTORNEY BEFORE RECORDING YOUR NOTICE OF COMMENCEMENT. A CERTIFIED COPY OF THE RECORDED NOTICE OF COMMENCEMENT MUST BE SUBMITTED TO THE BUILDING DEPARTMENT PRIOR TO THE FIRST REQUESTED INSPECTION.

NOTICE: IN ADDITION TO THE REQUIREMENTS OF THIS PERMIT, THERE MAY BE ADDITIONAL RESTRICTIONS APPLICABLE TO THIS PROPERTY THAT MAY BE FOUND IN PUBLIC RECORDS OF THIS COUNTY, AND THERE MAY BE ADDITIONAL PERMITS REQUIRED FROM OTHER GOVERNMENTAL ENTITIES SUCH AS WATER MANAGEMENT DISTRICTS, STATE AGENCIES, OR FEDERAL AGENCIES.

**24 HOUR NOTICE REQUIRED FOR INSPECTIONS - ALL CONSTRUCTION DOCUMENTS MUST BE AVAILABLE ON SITE
 CALL 287-2455 - 8:00AM TO 4:00PM**

REQUIRED INSPECTIONS

| | |
|---|--|
| UNDERGROUND PLUMBING _____ UNDERGROUND MECHANICAL _____ STEM-WALL FOOTING _____ SLAB _____ ROOF SHEATHING _____ TIE DOWN /TRUSS ENG _____ WINDOW/DOOR BUCKS _____ ROOF DRY-IN/METAL _____ PLUMBING ROUGH-IN _____ MECHANICAL ROUGH-IN _____ FRAMING _____ FINAL PLUMBING _____ FINAL MECHANICAL _____ FINAL ROOF _____ | UNDERGROUND GAS _____ UNDERGROUND ELECTRICAL _____ FOOTING _____ TIE BEAM/COLUMNS _____ WALL SHEATHING _____ INSULATION _____ LATH _____ ROOF TILE IN-PROGRESS _____ ELECTRICAL ROUGH-IN _____ GAS ROUGH-IN _____ METER FINAL _____ FINAL ELECTRICAL _____ FINAL GAS _____ BUILDING FINAL _____ |
|---|--|

ALL RE-INSPECTION FEES AND ADDITIONAL INSPECTION REQUESTS WILL BE CHARGED TO THE PERMIT HOLDER. THE CONTRACTOR OR OWNER /BUILDER MUST SCHEDULE A FINAL INSPECTION. FAILURE TO RECEIVE A SUCCESSFUL FINAL INSPECTION WILL RESULT IN PERMIT RENEWAL FEES, FINES, AND OR DENIAL OF FUTURE BUILDING PERMITS TO THE CONTRACTOR OR OWNER /BUILDER.



TOWN OF SEWALL'S POINT BUILDING DEPARTMENT
 One S. Sewall's Point Road
 Sewall's Point, Florida 34996
 Tel 772-287-2455 Fax 772-220-4765

BUILDING PERMIT RECEIPT

| | | | |
|----------------|-------------------------|--------|-------------------|
| PERMIT NUMBER: | 9815 | | |
| ADDRESS | 8 EMARITA WAY - DILLARD | | |
| DATE: | 6/10/11 | SCOPE: | HURRICAN SHUTTERS |

| | | | |
|-------------------|----------------|----|--|
| ADDITION /REMODEL | Declared Value | \$ | |
| | | \$ | |

GULFSTREAM ALUMINUM
 & SHUTTER CORP.
 3001 S.E. GRAN PARK WAY
 STUART, FL 34997
 772-287-6476

SEACOAST NATIONAL BANK
 AND TRUST COMPANY
 STUART, FL 34996
 63-515/670

PAY TO THE
 ORDER OF

TOWN OF Sewall's Point

Eighty-four dollars Only

22373

June 10 - 2011

\$ 84.00

DOLLARS

[Signature]
 TWO SIGNATURES REQUIRED IF OVER \$10,000

Road impac.
 Martin Count

TOTAL BUILDING PERMIT FEE:

| | | | |
|--|-----------------|----|------|
| ACCESSORY PERMIT | Declared Value: | \$ | 1286 |
| Total number of inspections @ \$75.00 each | | \$ | 75 |
| DBPR Licensing Fee: (1.5% of permit fee - \$2.00 minimum) | | \$ | 2 |
| Dept. of Comm. Affairs Fee: (1.5% of permit fee - \$2.00 minimum) | | \$ | 2 |
| Road impact assessment: (.04% of construction value - \$5.00 min.) | | \$ | 5 |
| TOTAL ACCESSORY PERMIT FEE: | | \$ | 84 |

fd
CR# 22373

MEMO

Town of Sewall's Point

BUILDING PERMIT APPLICATION

9815

Date: _____ Permit Number: _____

OWNER/TITLEHOLDER NAME: Nancy Dillard Phone (Day) 772-220-4050 (Fax) _____

Job Site Address: 8 Emarita Way, Sewall's Point City: Stuart State: FL Zip: 34994

Legal Description Emarita, Lot 4 Parcel Control Number: 01-38-41-005-000-00040-9

Owner Address (if different): Same City: _____ State: _____ Zip: _____

Scope of work (please be specific): Inseal 2 Storm Panel Openings

WILL OWNER BE THE CONTRACTOR?
(If yes, Owner Builder questionnaire must accompany application)
YES _____ NO X

Has a Zoning Variance ever been granted on this property?
YES _____ (YEAR) _____ NO _____
(Must include a copy of all variance approvals with application)

COST AND VALUES: (Required on ALL permit applications)
Estimated Value of Improvements: \$ 1286.00
(Notice of Commencement required when over \$2500 prior to first inspection, \$7,500 on HVAC change out)

Is subject property located in flood hazard area? VE10 _____ AE9 _____ AE8 X

FOR ADDITIONS, REMODELS AND RE-ROOF APPLICATIONS ONLY:
Estimated Fair Market Value prior to improvement: \$ _____
(Fair Market Value of the Primary Structure only, Minus the land value)
PRIVATE APPRAISALS MUST BE SUBMITTED WITH PERMIT APPLICATION

CONTRACTOR/Company: Gulfstream Aluminum & Sheet Phone: 772-287-6496 Fax: 772-287-9740

Street: 3001 SE Grand Park Way City: Stuart State: FL Zip: 34997

State License Number: CRC 058017 OR: Municipality: _____ License Number: _____

LOCAL CONTACT: John L. O'Brien Phone Number: 772-287-6496

DESIGN PROFESSIONAL: N/A Lic# _____ Phone Number: _____

Street: _____ City: _____ State: _____ Zip: _____

AREAS SQUARE FOOTAGE: Living: _____ Garage: _____ Covered Patios/ Porches: _____ Enclosed Storage: _____

Carpport: _____ Total under Roof _____ Elevated Deck: _____ Enclosed area below BFE*: _____

* Enclosed non-habitable areas below the Base Flood Elevation greater than 300 sq. ft. require a Non-Conversion Covenant Agreement.



CODE EDITIONS IN EFFECT THIS APPLICATION: Florida Building Code (Structural, Mechanical, Plumbing, Existing Gas) 2007
National Electrical Code: 2005(2008 after 6/1/09) Florida Energy Code: 2007, Florida Accessibility Code 2007, Florida Fire Prevention Code 2007

NOTICES TO OWNERS AND CONTRACTORS:

1. YOUR FAILURE TO RECORD A NOTICE OF COMMENCEMENT MAY RESULT IN YOUR PAYING TWICE FOR IMPROVEMENTS TO YOUR PROPERTY. WHEN FINANCING, CONSULT WITH YOUR LENDER OR AN ATTORNEY BEFORE RECORDING YOUR NOTICE OF COMMENCEMENT.
2. THERE ARE SOME PROPERTIES THAT MAY HAVE DEED RESTRICTIONS RECORDED UPON THEM. THESE RESTRICTIONS MAY LIMIT OR PROHIBIT THE WORK APPLIED FOR IN YOUR BUILDING PERMIT. IT IS YOUR RESPONSIBILITY TO DETERMINE IF YOUR PROPERTY IS ENCLUMBERED BY ANY RESTRICTIONS. SOME RESTRICTIONS APPLICABLE TO THIS PROPERTY MAY BE FOUND IN THE PUBLIC RECORDS OF MARTIN COUNTY OR THE TOWN OF SEWALL'S POINT, THERE MAY BE ADDITIONAL PERMITS REQUIRED FROM OTHER GOVERNMENTAL ENTITIES SUCH AS WATER MANAGEMENT DISTRICTS, STATE AGENCIES, OR FEDERAL AGENCIES.
3. BUILDING PERMITS FOR SINGLE FAMILY RESIDENCES AND SUBSTANTIAL IMPROVEMENTS TO SINGLE FAMILY RESIDENCES ARE VALID FOR A PERIOD OF 24 MONTHS. RENEWAL FEES WILL BE ASSESSED AFTER 24 MONTHS PER TOWN ORDINANCE 50-95.
4. THIS PERMIT WILL BECOME NULL AND VOID IF THE WORK AUTHORIZED BY THIS PERMIT IS NOT COMMENCED WITHIN 180 DAYS, OR IF WORK IS SUSPENDED OR ABANDONED FOR A PERIOD OF 180 DAYS AT ANY TIME AFTER THE WORK IS COMMENCED. ADDITIONAL FEES WILL BE ASSESSED ON ANY PERMIT THAT BECOMES NULL AND VOID. REF. FBC 2004 W/ 2006 REVISIONS SECT. 105.4.1, 105.4.1.1 - .5.

*****A FINAL INSPECTION IS REQUIRED ON ALL BUILDING PERMITS*****

APPLICATION IS HEREBY MADE TO OBTAIN A PERMIT TO DO THE WORK AND INSTALLATIONS AS SPECIFICALLY INDICATED ABOVE. I CERTIFY THAT NO WORK OR INSTALLATION HAS COMMENCED PRIOR TO THE ISSUANCE OF A PERMIT AND THAT THE INFORMATION I HAVE FURNISHED ON THIS APPLICATION IS TRUE AND CORRECT TO THE BEST OF MY KNOWLEDGE. I AGREE TO COMPLY WITH ALL APPLICABLE CODES, LAWS, AND ORDINANCES OF THE TOWN OF SEWALL'S POINT DURING THE BUILDING PROCESS.

OWNER SIGNATURE: (required)
OR OWNERS LEGAL AUTHORIZED AGENT (PROOF REQUIRED)

X Nancy Dillard

State of Florida, County of: Martin

This the 7th day of June, 2011

by Nancy Dillard who is personally known to me or produced _____ as identification. [Signature]

My Commission Expires: _____

CONTRACTOR SIGNATURE: (required)

John L. O'Brien

On State of Florida, County of: MARTIN

This the 7th day of June, 2011

by John L. O'Brien who is personally known to me or produced _____ as identification. [Signature]

My Commission Expires: _____

SINGLE FAMILY PERMIT APPLICATIONS MUST BE ISSUED WITHIN 30 DAYS OF APPROVAL NOTIFICATION (FBC 105.3.4) ALL OTHER APPLICATIONS WILL BE CONSIDERED ABANDONED AFTER 180 DAYS (FBC 105.3.2) - PLEASE PICK UP YOUR PERMIT PROMPTLY!

Martin County, Florida
Laurel Kelly, C.F.A

generated on 5/31/2011 10:52:24 AM EDT

Summary

| Parcel ID | Account # | Unit Address | Market Total Value | Data as of |
|--------------------------|------------------|------------------------------|---------------------------|-------------------|
| 01-38-41-005-000-00040-9 | 17619 | 8 EMARITA WY, SEWALL'S POINT | \$245,160 | 5/28/2011 |

Owner Information

| | |
|---------------------------|---------------------------------------|
| Owner(Current) | DILLARD T A JR DILLARD NANCY R |
| Owner/Mail Address | 8 EMARITA WAY STUART FL 34996-6703 |
| Sale Date | 1/1/1975 |
| Document Book/Page | 0382 0590 |
| Document No. | |
| Sale Price | 13000 |

Location/Description

| | | | |
|-----------------------|------------------------------|--------------------------|----------------|
| Account # | 17619 | Map Page No. | SP-4 |
| Tax District | 2200 | Legal Description | EMARITA, LOT 4 |
| Parcel Address | 8 EMARITA WY, SEWALL'S POINT | | |
| Acres | .3510 | | |

Parcel Type

| | |
|---------------------|---------------------------------------|
| Use Code | 0100 Single Family |
| Neighborhood | 120200 Heritage P, Palmtto Pk,Rdglnd, |

Assessment Information

| | |
|---------------------------------|-----------|
| Market Land Value | \$149,100 |
| Market Improvement Value | \$96,060 |
| Market Total Value | \$245,160 |

PROPOSAL



Phone: (800) 244-4143
Fax: (772) 287-9740
www.gulfshutters.com

3001 S.E. Gran Park Way
Stuart, Florida 34997

Since 1979
Residential/Commercial
World Wide
License # CRC058017

Proposal Submitted to Nancy Dillard Phone 270-4050 Date 5/11/11
Street 8 Emerita Way Sewalls Pt FL City Sewalls Pt FL State FL Zip Code 34994

DO NOT SIGN THIS CONTRACT UNTIL YOU READ ALL CONDITIONS OF THE AGREEMENT.

We hereby submit specifications and estimates for:

To furnish + INSTALL 050 DADE COUNTY
panels with tracks for 2 Garage Door
openings

permit Included

TOWN OF SEWALL'S POINT
BUILDING DEPARTMENT
FILE COPY

| | | |
|-----------------------|----|---------|
| TOTAL | \$ | 1286 00 |
| DEPOSIT 50% | - | 643 00 |
| BALANCE ON COMPLETION | | 643 00 |

ONE YEAR WARRANTY MATERIAL AND LABOR

It is understood that there are no verbal agreements and all items discussed are covered by this written contract. This is a proposal until signed by an officer of the corporation at which time it becomes an executed contract. Acceptance by owner must be within 30 days of proposal date. Buyer may cancel this contract within 3 days after signing. No changes in measurements will be allowed except at prices mutually agreed upon, at the time these changes are made. Any physical or verbal changes after signing must be approved in writing by both parties. All agreements are contingent upon strikes, lockouts, accidents, acts of God, weather, fire, carrier delays, delay or failure to receive raw material deliveries, or by other causes, whether of like or different nature beyond our control. Owner to carry fire, tornado and other necessary insurance. Our workers are fully covered by Workman's Compensation Insurance. All material is property of Gulfstream until final payment and can be removed if not paid.

Electric- Buyer agrees that any necessary electrical connections will be made at the closest source of power. Any changes or variations will be an additional charge.

Interest - Buyer agrees to pay 1 1/2 % per month interest on any unpaid balances.

Costs of Collection - Buyer agrees to be responsible for seller's attorney's fees (both trial and appeal) and all other costs of collection in the event full payment as outlined herein is not made within 10 days of completion of the work outlined herein.

Acceptance of Proposal - The above prices, specifications and conditions are satisfactory and hereby accepted. You are authorized to do the work as specified. Cancellation Fee 50% of contract. Payment will be made as outlined above.

SIGNATURE X

SIGNATURE [Signature]

DATE OF ACCEPTANCE: 5/11/11

AGENT _____



Do It Once. Do It Right.
Since 1979

3001 S.E. Gran Park Way, Stuart, Florida 34997
(772) 287 • 6476 • (800) 244 • 4143
FAX (772) 287 • 9740
E-Mail: jobrien@gulfshutters.com
www.gulfshutters.com
Lic. #MC00231, SL 1211, PB# U-17051, CRC58017

| Key | |
|-------------------|--------------------------|
| Storm Panels - SP | Rollups - RU |
| Accordions - AC | Windows/Doors - WD |
| Bahamas - BA | Retractable Awnings - RA |
| Colonials - CO | Ultra Lattice - UL |

LAYOUT SHEET

Dillard



Special Instructions: _____

Signature X

Date 5/11/11

Salesperson

Laura Scott
Gulfstream Aluminum and Shutter Corp.

Date 5/9/11



MIAMI-DADE COUNTY
BUILDING CODE COMPLIANCE OFFICE (BCCO)
PRODUCT CONTROL DIVISION

MIAMI-DADE COUNTY, FLORIDA
METRO-DADE FLAGLER BUILDING

140 WEST FLAGLER STREET, SUITE 1603
MIAMI, FLORIDA 33130-1563
(305) 375-2901 FAX (305) 375-2908

www.buildingcodeonline.com

NOTICE OF ACCEPTANCE (NOA)

Eastern Metal Supply, Inc.
4268 Westroads Dr.
West Palm Beach, Florida 33407

SCOPE:

This NOA is being issued under the applicable rules and regulations governing the use of construction materials. The documentation submitted has been reviewed by Miami-Dade County Product Control Division and accepted by the Board of Rules and Appeals (BORA) to be used in Miami Dade County and other areas where allowed by the Authority Having Jurisdiction (AHJ).

This NOA shall not be valid after the expiration date stated below. The Miami-Dade County Product Control Division (In Miami Dade County) and/or the AHJ (in areas other than Miami Dade County) reserve the right to have this product or material tested for quality assurance purposes. If this product or material fails to perform in the accepted manner, the manufacturer will incur the expense of such testing and the AHJ may immediately revoke, modify, or suspend the use of such product or material within their jurisdiction. BORA reserves the right to revoke this acceptance, if it is determined by Miami-Dade County Product Control Division that this product or material fails to meet the requirements of the applicable building code.

This product is approved as described herein, and has been designed to comply with the High Velocity Hurricane Zone of the Florida Building Code.

DESCRIPTION: 0.050" Solid Bertha Aluminum Storm Panels Shutter

APPROVAL DOCUMENT: Drawing No. 05-078, titled "0.050" Bertha Aluminum Storm Panel", sheets 1 through 15 of 15, and 1A of 15, prepared by Tilteco, Inc., dated 04/28/2005, last revision #1 dated 04/28/2005, signed and sealed by Walter A. Tillit Jr., P.E. on 09/15/2005, bearing Miami-Dade County Product Control renewal stamp with the Notice of Acceptance number and expiration date by Miami-Dade County Product Control Division.

MISSILE IMPACT RATING: Large and Small Missile Impact

LABELING: Each panel shall bear a permanent label with the manufacturer's name or logo, city, state and the following statement: "Miami-Dade County Product Control Approved", unless otherwise noted herein.

RENEWAL of this NOA shall be considered after a renewal application has been filed and there has been no change in the applicable building code negatively affecting the performance of this product.

TERMINATION of this NOA will occur after the expiration date or if there has been a revision or change in the materials, use, and/or manufacture of the product or process. Misuse of this NOA as an endorsement of any product, for sales, advertising or any other purposes shall automatically terminate this NOA. Failure to comply with any section of this NOA shall be cause for termination and removal of NOA.

ADVERTISEMENT: The NOA number preceded by the words Miami-Dade County, Florida, and followed by the expiration date may be displayed in advertising literature. If any portion of the NOA is displayed, then it shall be done in its entirety.

INSPECTION: A copy of this entire NOA shall be provided to the user by the manufacturer or its distributors and shall be available for inspection at the job site at the request of the Building Official.

This NOA **renews NOA # 05-0926.03** and consists of this page 1, evidence submitted pages E-1, E-2, E-3, & E-4 as well as approval document mentioned above.

The submitted documentation was reviewed by **Helmy A. Makar, P.E., M.S.**



Helmy A. Makar
 07/31/2008

NOA No. 08-0623.06
Expiration Date: 08/07/2013
Approval Date: 07/31/2008
Page 1

Eastern Metal Supply, Inc.

NOTICE OF ACCEPTANCE: EVIDENCE SUBMITTED

1. EVIDENCE SUBMITTED UNDER PREVIOUS APPROVAL #96-1203.08

A. DRAWINGS

1. *Drawing Number 96-331, Eastern Metal Supply, Inc., 0.050" Bertha Storm Panel, sheets 1 through 8 of 8, prepared by Tilteco, Inc., revision 2, dated 07/15/97 signed and sealed by Walter A. Tillit Jr., P.E.*

B. TESTS

1. *Test report on Large Missile Impact Test, Cyclic Wind Pressure Test and Uniform Static Air Pressure Test on 0.050" aluminum storm panels, prepared by American Test Lab of South Florida, Test Report No. ATL #1022.01-96 dated 11/08/96, signed and sealed by William R. Mehner, P.E.*

C. CALCULATIONS

1. *Comparative Analysis and Anchor Analysis, dated 10/21/96, pages 1 through 15, prepared by Tilteco, Inc., signed and sealed by Walter A. Tillit Jr., P.E.*
2. *Calculations for revised anchor schedule, dated 05/02/97, pages 1 through 33, prepared by Tilteco, Inc., signed and sealed by Walter A. Tillit Jr., P.E.*

D. MATERIAL CERTIFICATIONS

1. *Mill Certified Inspection Report of coils, dated 01/23/96, for Aluminum Alloy 5052-H32 by Barmet Aluminum Corporation with chemical composition and physical properties.*
2. *Certified Tensile Test Report by Certified Testing Laboratories Report No. CTL #846B dated 10/31/96, for Aluminum Alloy, signed and sealed by Ramesh Patel, P.E.*

2. EVIDENCE SUBMITTED UNDER PREVIOUS APPROVAL #98-0817.16

A. DRAWINGS

1. *Drawing No. 98-172, titled "0.050" Bertha Storm Panel", prepared by Tilteco, Inc., dated July 7, 1998, last revision #1 dated July 7, 1998, sheets 1 through 8 of 8, signed and sealed by Walter A. Tillit Jr., P.E.*

B. TESTS

1. *None.*

C. CALCULATIONS

1. *None.*

D. MATERIAL CERTIFICATIONS

1. *Mill Certified Test Report issued by Nichols Aluminum dated 05/28/98, with chemical composition and mechanical properties of the 3004-H34 Aluminum Alloy panel.*



Helmy A. Makar, P.E., M.S.

Product Control Examiner

NOA No. 08-0623.06

Expiration Date: 08/07/2013

Approval Date: 07/31/2008

Eastern Metal Supply, Inc.

NOTICE OF ACCEPTANCE: EVIDENCE SUBMITTED

3. EVIDENCE SUBMITTED UNDER PREVIOUS APPROVAL #00-0602.04

A. DRAWINGS

1. *None.*

B. TESTS

1. *None.*

C. CALCULATIONS

1. *None.*

D. MATERIAL CERTIFICATIONS

1. *None.*

4. EVIDENCE SUBMITTED UNDER PREVIOUS APPROVAL #01-0516.06

A. DRAWINGS

1. *Drawing No. 01-058, titled "0.050" Solid Bertha Aluminum Storm Panel", sheets 1 through 15 of 15, prepared by Tilteco, Inc., dated August 27, 2001, signed and sealed by Walter A. Tillit Jr., P.E.*

B. TESTS

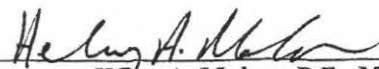
1. *Test reports on 1) Uniform Static Air Pressure Test, per SFBC PA 202-94
2) Large Missile Impact Test per SFBC, PA 201-94
3) Cyclic Wind Pressure Loading per SFBC, PA 203-94
along with marked-up drawings and installation diagram of 0.050" Solid Aluminum Storm Panels Shutter, prepared by ATL of South Florida, Test Report No. 0221.01-01, dated 05/02/01, signed and sealed by Henry Hattem, P.E.*
2. *Addendum to ATL of South Florida, Test Report No. 0221.01-01, dated 10/12/01, signed and sealed by Henry Hattem, P.E.*
3. *Addendum to ATL of South Florida, Test Report No. 0221.01-01, dated 02/04/02, signed and sealed by Henry Hattem, P.E.*

C. CALCULATIONS

1. *Anchor Analysis, dated 09/10/01, pages 1 through 53, prepared by Tilteco, Inc., signed and sealed by Walter A. Tillit Jr., P.E.*

D. MATERIAL CERTIFICATIONS

1. *Mill Certified Inspection Report of coils, dated 04/24/01, for Aluminum Alloy 3004 -H34 by NA Nichols Aluminum with chemical composition and physical properties.*
2. *Certified Tensile Test Report by QC Metallurgical, Inc., Report No. ICM-384, dated 03/26/01, signed and sealed by Frank Grate, P.E.*



Henry A. Makar, P.E., M.S.
Product Control Examiner
NOA No. 08-0623.06
Expiration Date: 08/07/2013
Approval Date: 07/31/2008

Eastern Metal Supply, Inc.

NOTICE OF ACCEPTANCE: EVIDENCE SUBMITTED

5. EVIDENCE SUBMITTED UNDER PREVIOUS APPROVAL # 03-0707.02

A. DRAWINGS

1. *Drawing No. 03-141, titled "0.050" Solid Bertha Aluminum Storm Panel", sheets 1 through 15 of 15, prepared by Tilteco, Inc., dated July 02, 2003, last revision #1 dated July 02, 2003, signed and sealed by Walter A. Tillit Jr., P.E.*

B. TESTS

1. *None.*

C. CALCULATIONS

1. *None.*

D. MATERIAL CERTIFICATIONS

1. *None.*

E. OTHERS

1. *Letter from Tilteco, Inc., dated July 03, 2003, signed and sealed by Walter A. Tillit Jr., P.E., stating that the only change from the previous approved drawing # 01-058 are the general notes #1 & #11 to reference the Florida Building Code and the ASCE 7-98*

6. EVIDENCE SUBMITTED UNDER PREVIOUS APPROVAL # 05-0926.03

A. DRAWINGS

1. *Drawing No. 05-073, titled "0.030" Thick Galvanized Bertha Steel Storm Panel", sheets 1 through 9 of 9, and 1A of 9, prepared by Tilteco, Inc., dated 04/25/2005, last revision #1 dated 04/25/2005 signed and sealed by Walter A. Tillit Jr., P.E. on 09/15/2005*

B. TESTS

1. *Test report on Large Missile Impact Test and Cyclic Wind Pressure Test of Galvanized Steel Storm Panels, prepared by American Test Lab of South Florida, Report No. ATLSF 0616.01-05, dated September 15, 2005, signed and sealed by William R. Mehner, P.E.*

C. CALCULATIONS

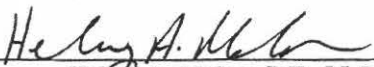
1. *Storm panel shutter Calculations, sheets 1 through 91 by Tilteco, Inc., signed and sealed by Walter A. Tillit Jr., P.E. on 09/13/2005.*

D. QUALITY ASSURANCE

1. *By Miami-Dade County Building Code Compliance Office.*

E. MATERIAL CERTIFICATIONS

1. *Tensile Test Report from QC Metallurgical, Inc., Job No. 51M-926, dated September 20, 2005, tested per ASTM E8-93, signed and sealed by Frank Grate, P.E.*



Henry A. Makar, P.E., M.S.
Product Control Examiner
NOA No. 08-0623.06
Expiration Date: 08/07/2013
Approval Date: 07/31/2008

Eastern Metal Supply, Inc.

NOTICE OF ACCEPTANCE: EVIDENCE SUBMITTED

7. NEW EVIDENCE SUBMITTED

A. DRAWINGS

1. None.

B. TESTS

1. None.

C. CALCULATIONS

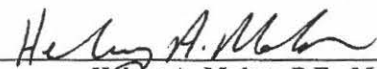
1. None.

D. QUALITY ASSURANCE

1. By Miami-Dade County Building Code Compliance Office.

E. MATERIAL CERTIFICATIONS

1. None.



Henry A. Makar, P.E., M.S.

Product Control Examiner

NOA No. 08-0623.06

Expiration Date: 08/07/2013

Approval Date: 07/31/2008

GENERAL NOTES:

1. STORM PANEL SHOWN ON THIS PRODUCT APPROVAL DOCUMENT (P.A.D.) HAS BEEN VERIFIED FOR COMPLIANCE IN ACCORDANCE WITH THE 2004 EDITION OF THE FLORIDA BUILDING CODE. DESIGN WIND LOADS SHALL BE DETERMINED AS PER SECTION 1620 OF THE ABOVE MENTIONED CODE, FOR A BASIC WIND SPEED AS REQUIRED BY THE JURISDICTION WHERE STORM PANEL WILL BE INSTALLED, AND FOR A DIRECTIONALITY FACTOR $K_d=0.85$, IN ACCORDANCE WITH ASCE 7-98 STANDARD. IN ORDER TO VERIFY THAT COMPONENTS AND ANCHORS ON THIS P.A.D. AS TESTED WERE NOT OVER STRESSED, A 33% INCREASE IN ALLOWABLE STRESS FOR WIND LOADS WAS NOT USED IN THEIR ANALYSIS. A DURATION FACTOR $CD=1.60$ WAS USED FOR VERIFICATION OF FASTENERS IN WOOD.

STORM PANEL'S ADEQUACY FOR IMPACT AND FATIGUE RESISTANCE HAS BEEN VERIFIED IN ACCORDANCE WITH SECTION 1609.1.4 OF THE ABOVE MENTIONED CODE AS PER ATL REPORTS # 1022.01-01, # 0221.01 AND # 0616.02-05, AS PROTOCOLS TAS-201, TAS-202 AND TAS-203.

- 2. ALL ALUMINUM SHEET METAL PANELS SHALL HAVE 5052-H32 OR 3004-H34 ALLOY.
- 3. ALL ALUMINUM EXTRUSIONS SHALL BE ALUMINUM ASSOCIATION 6063-T6 ALLOY & TEMPER UNLESS OTHERWISE NOTED.
- 4. ALL SCREWS TO BE STAINLESS STEEL 304 OR 316 AISI SERIES OR CORROSION RESISTANT COATED CARBON STEEL AS PER DIN 50018 W/ 50 ksi YIELD STRENGTH AND 90 ksi TENSILE STRENGTH.
- 5. BOLTS TO BE ASTM A-307 GALVANIZED STEEL OR AISI 304 SERIES STAINLESS STEEL, WITH 35 ksi MINIMUM YIELD STRENGTH.
- 6. ANCHORS TO WALL SHALL BE AS FOLLOWS: (UNLESS OTHERWISE NOTED)

(A) TO EXISTING POURED CONCRETE:

- 1/4" ϕ TAPCON ANCHORS AS MANUFACTURED BY I.T.W. BUILDEX. (REGULAR OR 410 S.S.)
- 1/4" ϕ CRETE-FLEX SS4 ANCHORS AS MANUFACTURED BY ELCO TEXTRON.
- 1/4" ϕ CF TAP-GRIP ANCHORS (BERTHA STUD-CON), AS MANUFACTURED BY TRU-FAST CORPORATION.
- 1/4" ϕ ZAMAC NAILIN ANCHORS AS MANUFACTURED BY POWER FASTENERS, INC.
- 1/4" ϕ x 7/8" CALK-IN ANCHORS OR ELCO male & female "PANELMATE" AS MANUFACTURED BY POWER FASTENERS, INC. AND ELCO TEXTRON, RESPECTIVELY.
- 1/4" ϕ x 3/4" ALL POINTS SOLID-SET ANCHORS AS DISTRIBUTED BY ALL POINTS SCREW, BOLT & SPECIALTY COMPANY.

NOTES:

- A.1) MINIMUM EMBEDMENT INTO POURED CONCRETE OF TAPCON ANCHORS OR CRETE-FLEX SS4 IS 1 3/4"; FOR ZAMAC NAILIN ANCHORS IS 1 3/8"; FOR ELCO PANELMATE ANCHORS IS 1 3/4"; AND FOR CF TAP-GRIP ANCHORS IS 1 1/4".
- A.2) 7/8" CALK-IN ANCHORS SHALL BE ENTIRELY EMBEDDED INTO THE POURED CONCRETE. NO EMBEDMENT INTO STUCCO SHALL BE PERMITTED. 1/4" ϕ -20 SCREWS USED SHALL BE 1 1/2" LONG MINIMUM SHOULD STUCCO EXIST, AND 1" MINIMUM FOR WALLS WITH NO STUCCO.
- A.3) MINIMUM EMBEDMENT OF 1/4" ϕ x 3/4" ALL POINTS SOLID-SET ANCHORS SHALL BE 7/8" INTO THE POURED CONCRETE. NO EMBEDMENT INTO STUCCO SHALL BE PERMITTED. 1/4" ϕ -20 S.S. MACHINE SCREW USED SHALL BE 1 1/2" LONG MINIMUM SHOULD STUCCO EXIST, AND 1" MINIMUM FOR WALLS WITH NO STUCCO.
- A.4) IN CASE THAT PRECAST STONE, PRECAST CONCRETE PANELS, OR PAVERS BE FOUND ON THE EXISTING WALL OR FLOOR, ANCHORS SHALL BE LONG ENOUGH TO REACH THE MAIN STRUCTURE BEHIND SUCH PANELS, ANCHORAGE SHALL BE AS INDICATED ON NOTES A.1) & A.2) ABOVE.

(B) TO EXISTING CONCRETE BLOCK WALL:

- 1/4" ϕ TAPCON ANCHORS AS MANUFACTURED BY I.T.W. BUILDEX. (REGULAR OR 410 S.S.)
- 1/4" ϕ CRETE-FLEX SS4 ANCHORS AS MANUFACTURED BY ELCO TEXTRON.
- 1/4" ϕ CF TAP-GRIP ANCHORS (BERTHA STUD-CON), AS MANUFACTURED BY TRU-FAST CORPORATION.
- 1/4" ϕ ZAMAC NAILIN ANCHORS AS MANUFACTURED BY POWER FASTENERS, INC.
- 1/4" ϕ x 7/8" CALK-IN ANCHORS OR ELCO male & female "PANELMATE" AS MANUFACTURED BY POWER FASTENERS, INC. AND ELCO TEXTRON, RESPECTIVELY.
- 1/4" ϕ x 3/4" ALL POINTS SOLID-SET ANCHORS AS DISTRIBUTED BY ALL POINTS SCREW, BOLT & SPECIALTY COMPANY.

NOTES:

- B.1) MINIMUM EMBEDMENT OF TAPCON, ELCO PANELMATE, CF TAP-GRIP AND CRETE-FLEX SS4 ANCHORS INTO CONCRETE BLOCK UNIT SHALL BE 1 1/4"; 1 3/8" FOR ZAMAC NAILIN ANCHORS.
- B.2) 7/8" CALK-IN ANCHORS SHALL BE ENTIRELY EMBEDDED INTO THE CONCRETE BLOCK UNIT. NO EMBEDMENT INTO STUCCO SHALL BE PERMITTED. 1/4" ϕ -20 SCREWS USED SHALL BE 1 1/2" LONG MINIMUM SHOULD STUCCO EXIST, AND 1" MINIMUM FOR WALLS WITH NO STUCCO.
- B.3) MINIMUM EMBEDMENT OF 1/4" ϕ x 3/4" ALL POINTS SOLID-SET ANCHORS SHALL BE 7/8" INTO THE CONCRETE BLOCK. NO EMBEDMENT INTO STUCCO SHALL BE PERMITTED. 1/4" ϕ -20 S.S. MACHINE SCREW USED SHALL BE 1 1/2" LONG MINIMUM SHOULD STUCCO EXIST, AND 1" MINIMUM FOR WALLS WITH NO STUCCO.
- B.4) IN CASE THAT PRECAST STONE OR PRECAST CONCRETE PANELS BE FOUND ON THE EXISTING WALL, ANCHORS SHALL BE LONG ENOUGH TO REACH THE MAIN STRUCTURE BEHIND SUCH PANELS. ANCHORAGE SHALL BE AS INDICATED ON NOTES IN B.1) AND B.2) ABOVE.

(C) ANCHORS SHALL BE INSTALLED FOLLOWING ALL OF THE RECOMMENDATIONS AND SPECIFICATIONS OF THE ANCHOR'S MANUFACTURER.

7. PANELS MAY ALSO BE INSTALLED HORIZONTALLY FOLLOWING INSTALLATION DETAILS SHOWN ON SECTIONS 1 THRU 16 (SHEET 3 & 7 OF 15) EXCEPT THAT HEADERS 2, 3 & 4 SHALL NOT BE USED.

- 8. IT SHALL BE THE RESPONSIBILITY OF THE CONTRACTOR TO VERIFY THE SOUNDNESS OF THE STRUCTURE WHERE SHUTTER IS TO BE ATTACHED TO INSURE PROPER ANCHORAGE. THIS SHUTTER SHALL ONLY BE ATTACHED TO CONCRETE, BLOCK OR WOOD FRAME BUILDINGS.
- 9. THE INSTALLATION CONTRACTOR IS TO SEAL/CAULK ALL SHUTTER COMPONENT EDGES WHICH REMAIN IN CONTINUOUS CONTACT WITH THE BUILDING TO PREVENT WIND/RAIN INTRUSION. CAULK AND SEAL SHUTTER TRACKS ALL AROUND FULL LENGTH.
- 10. STORM PANEL INSTALLATION SHALL COMPLY WITH SPECS INDICATED IN THIS DRAWING PLUS ANY BUILDING AND ZONING REGULATIONS PROVIDED BY THE JURISDICTION WHERE PERMIT IS APPLIED TO.

11. (a) THIS PRODUCT APPROVAL DOCUMENT (P.A.D.) PREPARED BY THIS ENGINEER IS GENERIC AND DOES NOT PROVIDE INFORMATION FOR A SITE SPECIFIC PROJECT; i.e. WHERE THE SITE CONDITIONS DEVIATE FROM THE P.A.D.

(b) CONTRACTOR TO BE RESPONSIBLE FOR THE SELECTION, PURCHASE AND INSTALLATION INCLUDING LIFE SAFETY OF THIS PRODUCT BASED ON THIS P.A.D. PROVIDED HE/SHE DOES NOT DEVIATE FROM THE CONDITIONS DETAILED ON THIS DOCUMENT. CONSTRUCTION SAFETY AT SITE IS THE CONTRACTOR'S RESPONSIBILITY.

(c) THIS PRODUCT APPROVAL DOCUMENT WILL BE CONSIDERED INVALID IF MODIFIED.

(d) SITE SPECIFIC PROJECTS SHALL BE PREPARED BY A FLORIDA REGISTERED ENGINEER OR ARCHITECT WHICH WILL BECOME THE ENGINEER OF RECORD (E.O.R.) FOR THE PROJECT AND WHO WILL BE RESPONSIBLE FOR THE PROPER USE OF THE P.A.D. ENGINEER OF RECORD, ACTING AS A DELEGATED ENGINEER TO THE P.A.D. ENGINEER, SHALL SUBMIT TO THIS LATTER THE SITE SPECIFIC DRAWINGS FOR REVIEW.


(e) THIS P.A.D. SHALL BEAR THE DATE AND ORIGINAL SEAL AND SIGNATURE OF THE PROFESSIONAL ENGINEER OF RECORD THAT PREPARED IT.

12. SHUTTER MANUFACTURER'S LABEL SHALL BE PLACED ON A READILY AND VISIBLE LOCATION AT PANEL. ONE LABEL SHALL BE PLACED FOR EVERY OPENING. LABEL SHALL READ AS FOLLOWS:
EASTERN METAL SUPPLY, INC.
WEST PALM BEACH, FL.
MIAMI-DADE COUNTY PRODUCT CONTROL APPROVED.

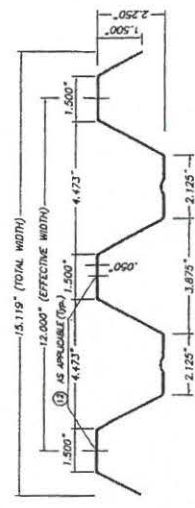
PRODUCT RENEWED
as complying with the Florida
Building Code
Acceptance No 08-0623-06
Expiration Date 08/07/2013
By Helmy H. Helmy
Miami Dade Product Control
Division

PRODUCT REVISED
as complying with the Florida
Building Code
Acceptance No 05-9926-08
Expiration Date 08/07/2008
By Helmy H. Helmy
Miami Dade Product Control
Division

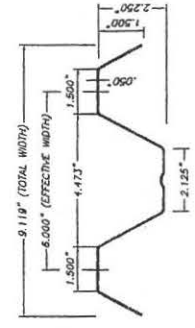
F.B.C.(High Velocity Hurricane Zone)

| | | | | | |
|--|-------------|---|---------|----------------------|------|
|  TILLIT TESTING & ENGINEERING COMPANY 4255 P.M. BLVD., SU. 300, WESTON, FLORIDA, FL 33416 Phone: (305)871-1330, Fax: (305)871-1331 E9-0006719 WALTER A. TILLIT, JR., P. E. FLORIDA Lic. # 44167 | | 0.050" BERTHA ALUMINUM STORM PANEL | | L.G. DRAWN BY: | |
| | | EASTERN METAL SUPPLY, INC. 4268 WESTROADS DR. WEST PALM BEACH, FL 33407 | | 4/28/05 DATE | |
| REV. NO | DESCRIPTION | DATE | REV. NO | DESCRIPTION | DATE |
| 1 | OLD 03-141 | 4/28/05 | 2 | - | - |
| 2 | - | - | 3 | - | - |
| | | | | 05-078 DRAWING No | |
| | | | | SHEET 1 OF 15 | |

SEP 15 2005



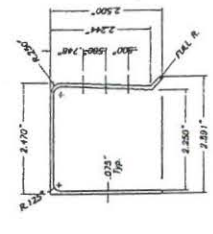
1 ALUMINUM PANEL
SCALE: 1/4" = 1"



1A ALUMINUM HALF PANEL
SCALE: 1/4" = 1"



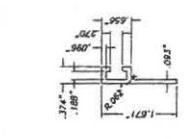
3 3\"/>



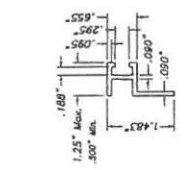
4 U\"/>



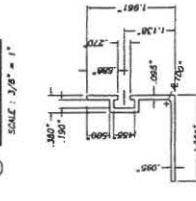
5 3\"/>



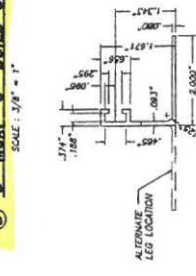
6 F\"/>



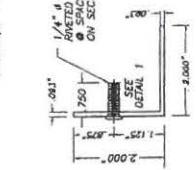
6A 1.1/4\"/>



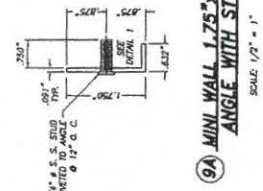
7 REVERSED F\"/>



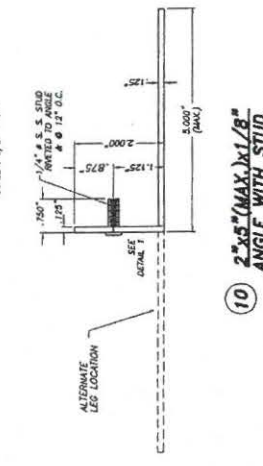
8 F\"/>



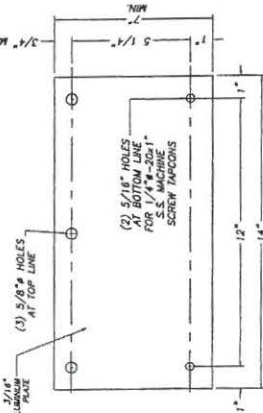
9 STUDDED ANGLE
SCALE: 3/8\"/>



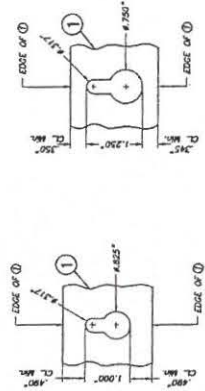
9A MINI WALL 1.75\"/>



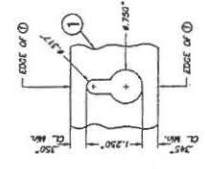
10 2\"/>



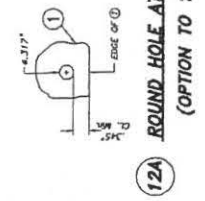
11 3/16\"/>



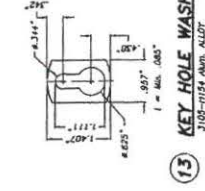
OPTION 1



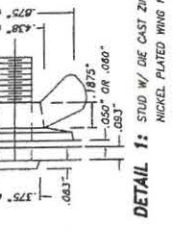
OPTION 2



12A ROUND HOLE AT PANEL
(OPTION TO 12)



13 KEY HOLE WASHER
3/16\"/>



DETAIL 1: STUD W/ DE CAST ZINC NICKEL PLATED WING NUT

PRODUCT RENewed
in compliance with the Florida Building Code
Acceptance No. 08-0623-06
Expiration Date 08/07/2013
By: *Heather H. Hoke*
Special Trade Permit Control
Division

PRODUCT RENewed
in compliance with the Florida Building Code
Acceptance No. 05-0926-03
Expiration Date 08/07/2008
By: *Heather H. Hoke*
Special Trade Permit Control
Division

TILECO INC.
TILT TESTING & ENGINEERING COMPANY
458 WESTWOOD DR
WEST PALM BEACH, FL 33407
Phone: (561) 837-4300 Fax: (561) 837-4314
www.tileco.com

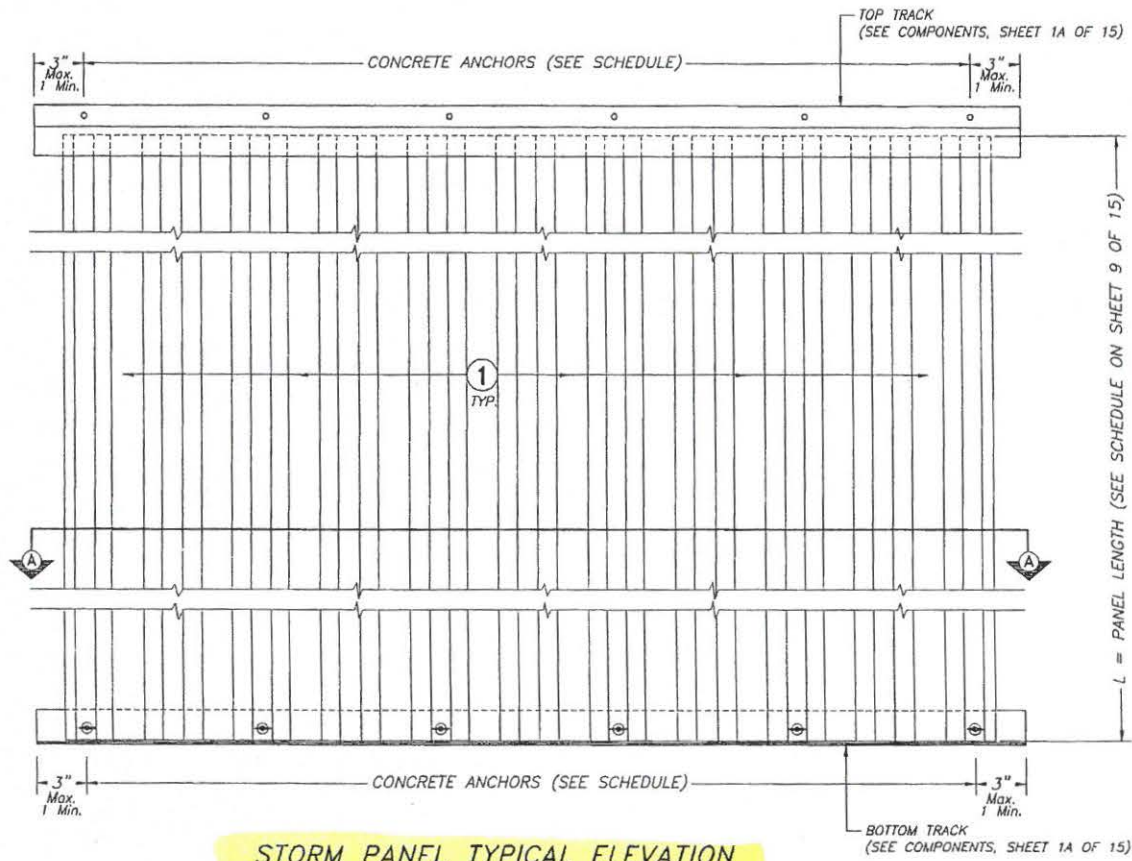
EASTERN METAL SUPPLY, INC.
458 WESTWOOD DR
WEST PALM BEACH, FL 33407

F.B.C. (High Velocity Hurricane Zone)
0.050\"/>

SEP 15 2005

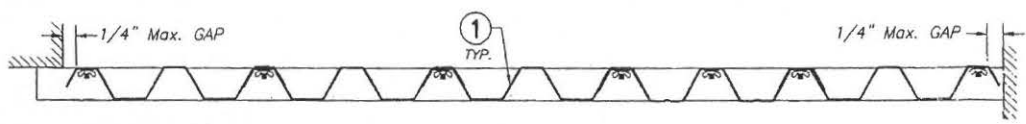
COMPONENTS

SHEET 1A OF 15



STORM PANEL TYPICAL ELEVATION

SCALE : 1/8" = 1"



SECTION A-A

SCALE : 1/8" = 1"

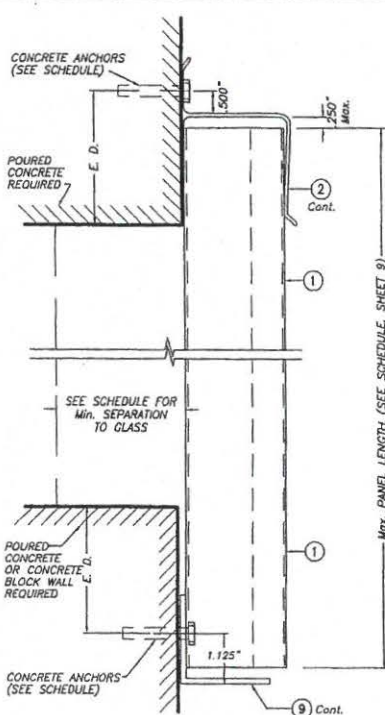
PRODUCT RENEWED
 as complying with the Florida
 Building Code
 Acceptance No. 08-0623-06
 Expiration Date 08/07/2013
 By Walter A. Tillit
 Miami Dade Product Control
 Division

PRODUCT REVISED
 as complying with the Florida
 Building Code
 Acceptance No. 05-0926-03
 Expiration Date 08/07/2008
 By Walter A. Tillit
 Miami Dade Product Control
 Division

F.B.C.(High Velocity Hurricane Zone)

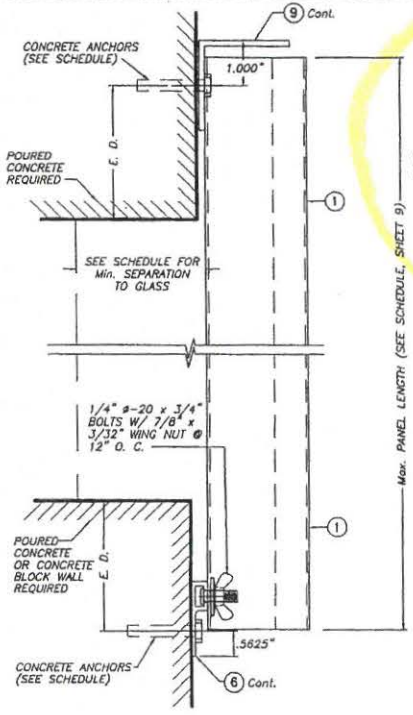
| | | | | | |
|---|--|---|--|---------------------------------------|--|
| | | 0.050" BERTHA ALUMINUM STORM PANEL | | L.C. DRAWN BY: | |
| | | EASTERN METAL SUPPLY, INC. 4288 WESTROADS DR. WEST PALM BEACH, FL 33407 | | 4/26/03 DATE | |
| TILLIT TESTING & ENGINEERING COMPANY 4330 N.W. 36th St., Ste. 303, VERO BEACH, FL 33166 Phone : (305)971-1830 Fax : (305)971-1531 EB-0006719 WALTER A. TILLIT Jr. P. E. FLORIDA Lic. # 44167 | | REV. NO. DESCRIPTION DATE REV. No. DESCRIPTION DATE 1 OLD 03-141 4/26/03 3 - - 2 - - 4 - - | | 05-078 DRAWING No SHEET 2 OF 15 | |

SEP 15 2005

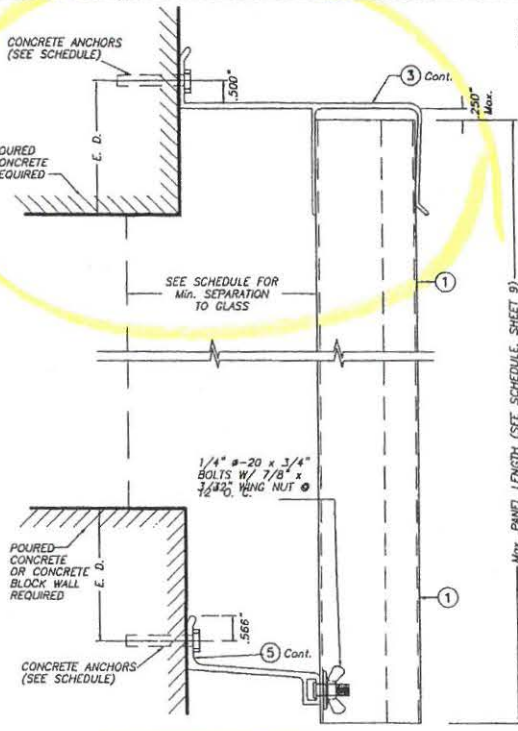


SECTION @ ANCHOR
SECTION @ STUD
WALL MOUNTING INSTALLATION SECTION 1
SCALE: 3/8" = 1"

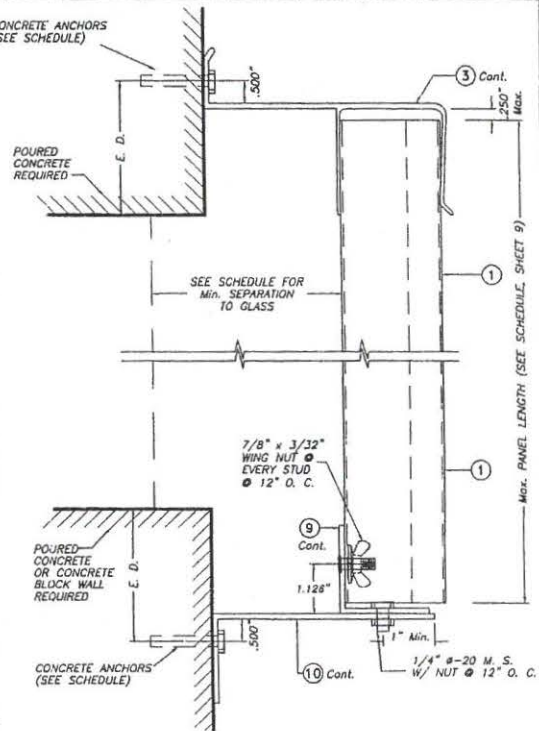
NOTE: DETAIL OF SECTION @ STUD VALID ALSO FOR WALL MOUNTING INSTALLATION - SECTION 2 (TOP)



WALL MOUNTING INSTALLATION SECTION 2
SCALE: 3/8" = 1"



BUILD OUT INSTALLATION SECTION 3
SCALE: 3/8" = 1"



BUILD OUT INSTALLATION SECTION 4
SCALE: 3/8" = 1"

E. D. = EDGE DISTANCE
(SEE SCHEDULE ON SHEETS 10 & 11 OF 15)

NOTE FOR COMBINATION OF SECTIONS:
WALL MOUNTING SECTIONS CAN BE COMBINED IN ANY WAY TO SUIT ANY INSTALLATION.

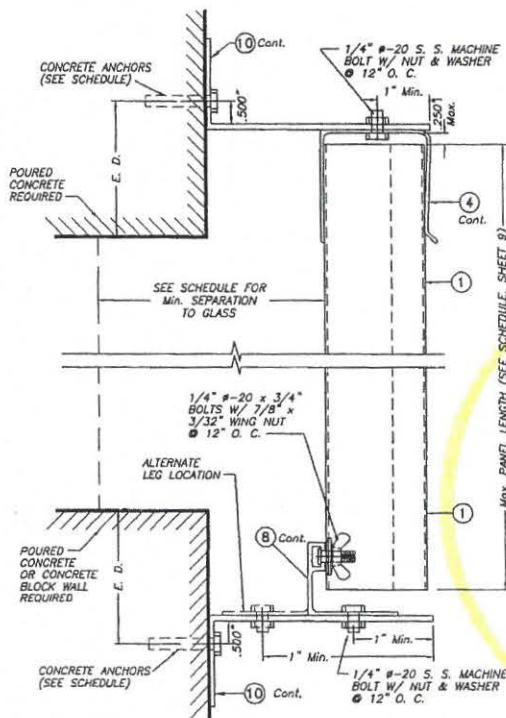
PRODUCT REVISED
as complying with the Florida Building Code
Acceptance No. 05-0926-03
Expiration Date 08/07/2008
By: *Walter A. Tillit*
Miami District Product Control Division

PRODUCT REVISED
as complying with the Florida Building Code
Acceptance No. 08-0623-06
Expiration Date 08/07/2013
By: *Walter A. Tillit*
Miami District Product Control Division

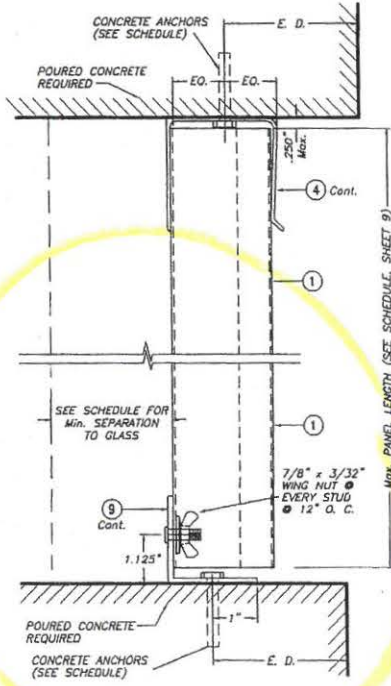
F.B.C. (High Velocity Hurricane Zone)

| | | | | |
|--|--|--|--|-------------------|
| TILECO INC. TILIT TESTING & ENGINEERING COMPANY 6355 N.W. 35th St., Ste. 305, WESTON, FLORIDA 33331 Phone: 1 (305) 871-1500 Fax: 1 (305) 871-1231 EB-0006719 WALTER A. TILIT, JR., P. E. FLORIDA LIC. # 44167 | | 0.050" BERTHA ALUMINUM STORM PANEL | | L.G. DRAWN BY: |
| | | EASTERN METAL SUPPLY, INC. 4288 WESTROADS DR. WEST PALM BEACH, FL 33407 | | 4/28/05 DATE |
| REV. NO. DESCRIPTION DATE REV. NO. DESCRIPTION DATE 1 OLD 03-141 4/28/05 3 - - - 2 - - - - - - - - - | | 05-078 DRAWING No | | SHEET 3 OF 15 |

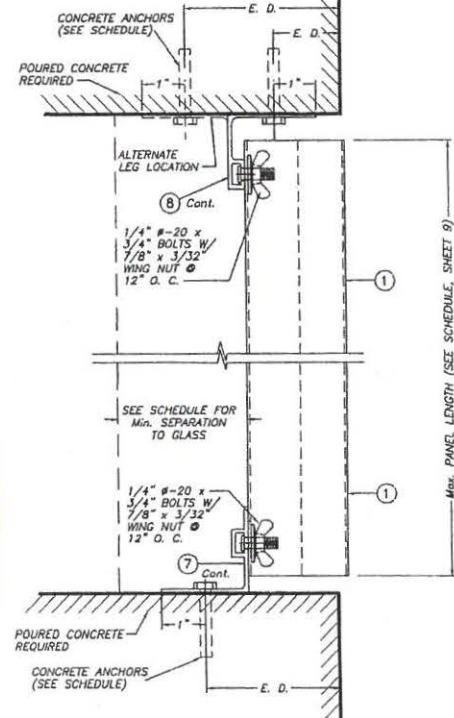
SEP 15 2005



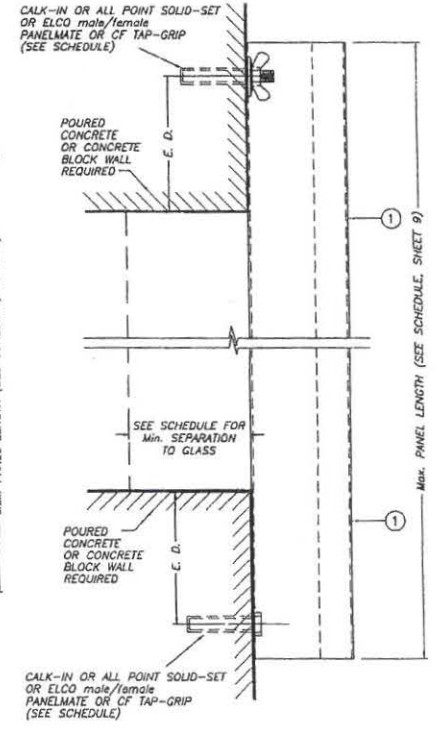
BUILD OUT INSTALLATION
- SECTION 5 SCALE: 3/8" = 1"



CEILING & FLOOR MOUNTING
INSTALLATION - SECTION 6
 SCALE: 3/8" = 1"



CEILING & FLOOR MOUNTING
INSTALLATION - SECTION 7
 SCALE: 3/8" = 1"



WALL MOUNTING INSTALLATION (D. M.)
- SECTION 8 SCALE: 3/8" = 1"

E. D. = EDGE DISTANCE
 (SEE SCHEDULE ON SHEETS 10 & 11 OF 15)

NOTE FOR COMBINATION OF SECTIONS:
 WALL/FLOOR/CEILING MOUNTING SECTIONS CAN BE COMBINED IN ANY WAY TO SUIT ANY INSTALLATION.

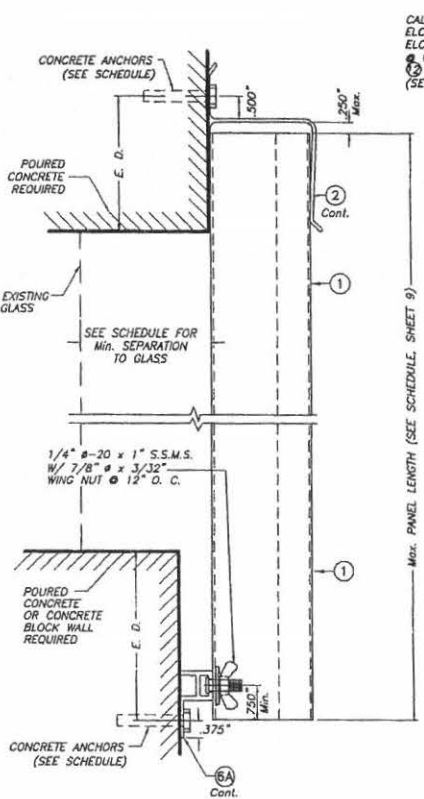
PRODUCT REVIEWED
 as complying with the Florida
 Building Code
 Acceptance No. 08-0623-06
 Expiration Date 08/07/2013
 By *Heather A. White*
 Miami-Dade Product Control
 Division

PRODUCT REVIEWED
 as complying with the Florida
 Building Code
 Acceptance No. 05-0926-03
 Expiration Date 08/07/2008
 By *Heather A. White*
 Miami-Dade Product Control
 Division

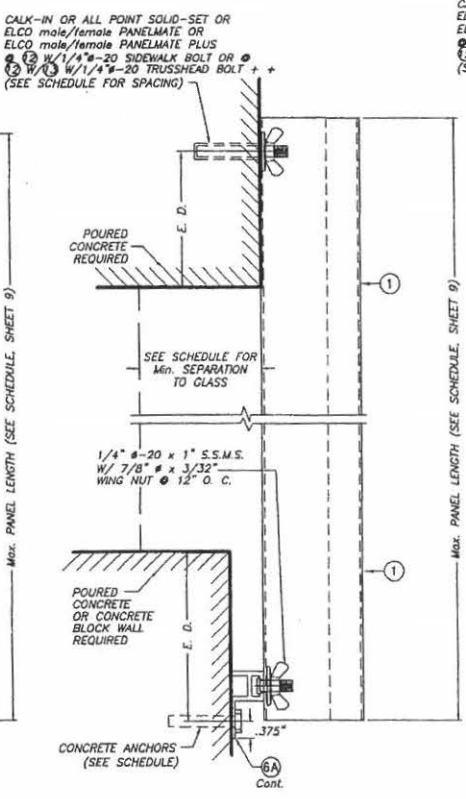
F.B.C. (High Velocity Hurricane Zone)

SEP 15 2005

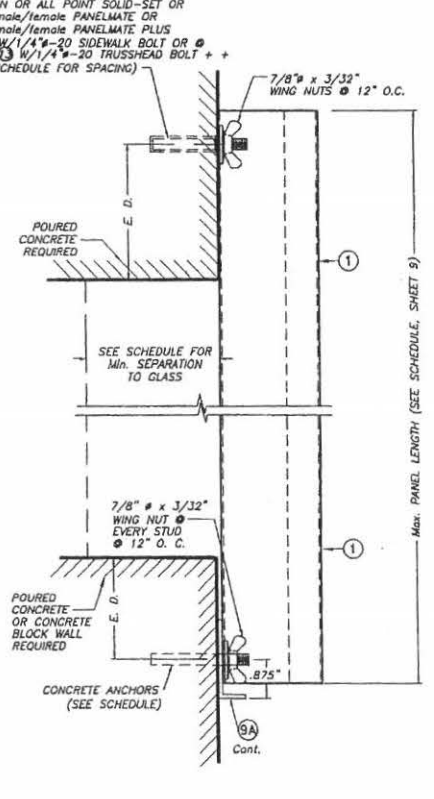
| TILTECO INC. TILLIT TESTING & ENGINEERING COMPANY 6355 ALW. 3RD. ST., SUITE 305, VIRGINIA GARDENS, FL 32169 Phone: (407) 971-1130 Fax: (407) 971-1131 EB-0006719 WALTER A. TILLIT JR., P. E. FLORIDA LIC. # 44187 | | 0.050" BERTHA ALUMINUM STORM PANEL | | L.C. DRAWN BY: | |
|--|-------------|------------------------------------|---------|-------------------|------|
| | | EASTERN METAL SUPPLY, INC. | | 4/28/05 DATE | |
| 4268 WESTROADS DR. WEST PALM BEACH, FL 33407 | | 05-078 DRAWING No | | SHEET 4 OF 15 | |
| REV. NO | DESCRIPTION | DATE | REV. NO | DESCRIPTION | DATE |
| 1 | OLD 03-141 | 4/28/05 | 3 | - | - |
| 2 | - | - | 4 | - | - |



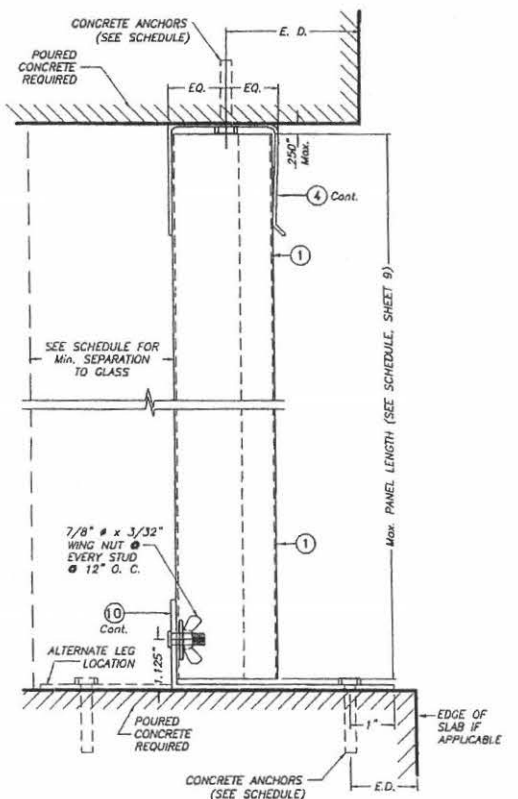
WALL MOUNTING INSTALLATION
SECTION 9
 SCALE : 3/8" = 1"



WALL MOUNTING INSTALLATION
SECTION 10
 SCALE : 3/8" = 1"



WALL MOUNTING INSTALLATION
SECTION 11
 SCALE : 3/8" = 1"



CEILING & FLOOR MOUNTING
INSTALLATION SECTION 12
 SCALE : 3/8" = 1"

E. D. = EDGE DISTANCE
 (SEE SCHEDULE ON SHEETS 10 & 11 OF 15)

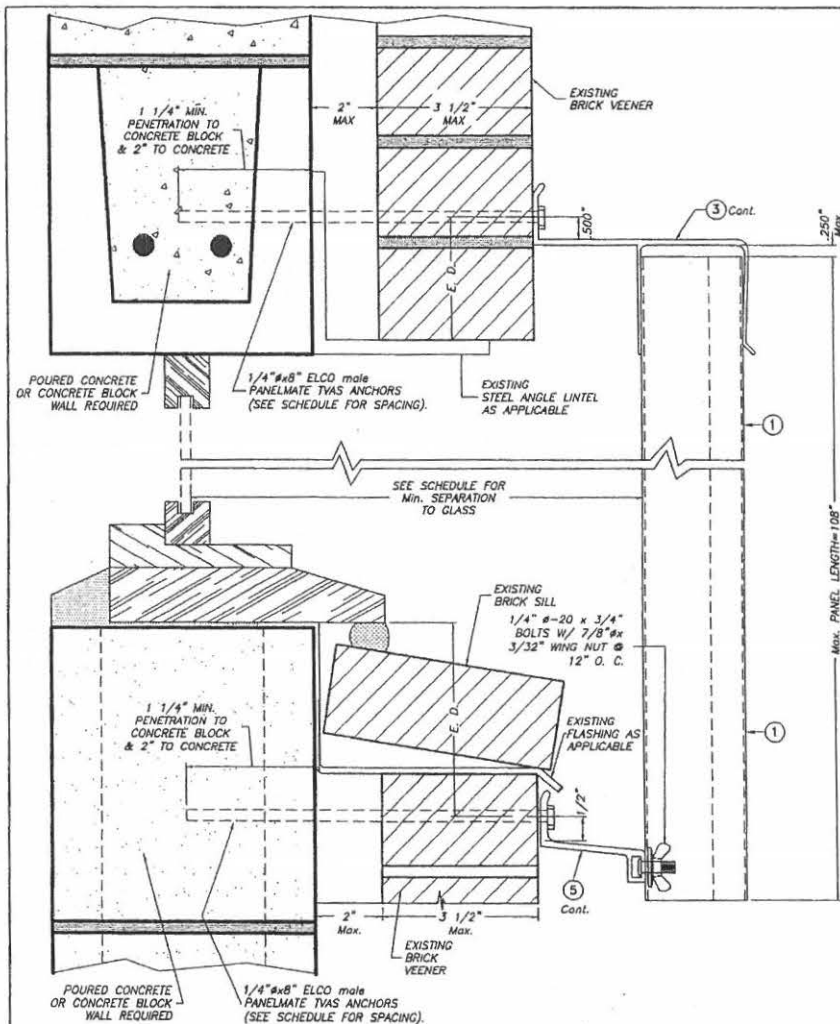
NOTE FOR COMBINATION OF SECTIONS :
 WALL/FLOOR/CEILING MOUNTING SECTIONS CAN BE COMBINED IN ANY WAY TO SUIT ANY INSTALLATION.

+ + SIDE WALK BOLTS ARE 3/4" x 3/32" THICK HEAD MACHINE SCREW W/LENGTH AS PER NOTES A.2 & B.2 (SHEET 1)
 + + TRUSS HEAD BOLTS ARE 1/2" x 1/8" THICK HEAD MACHINE SCREW W/LENGTH AS PER NOTES A.2 & B.2 (SHEET 1)

PRODUCT REVISED as complying with the Florida Building Code
 Acceptance No. 05-0926.03
 Expiration Date: 08/07/2008
 By: *Walter A. Tillit*
 F.B.C. (High Velocity Hurricane Zone)

| | | | | | |
|---|-------------|---|----------|---|------|
| TILITECO INC. TILLIT TESTING & ENGINEERING COMPANY 6355 N.W. 36th St., Ste. 305, VERO BEACH, FL 33469 Phone: (305)871-1522 Fax: (305)871-1521 EB-0006719 WALTER A. TILLIT JR., P. E. FLORIDA LIC. # 44167 | | 0.050" BERTHA ALUMINUM STORM PANEL EASTERN METAL SUPPLY, INC. 4268 WESTROADS DR. WEST PALM BEACH, FL 33407 | | L.G. DRAWN BY: 4/28/05 DATE 05-078 DRAWING No SHEET 5 OF 15 | |
| REV. NO. | DESCRIPTION | DATE | REV. NO. | DESCRIPTION | DATE |
| 1 | OLD 03-141 | 4/28/05 | 3 | - | - |
| 2 | - | - | 4 | - | - |

SEP 15 2005



BUILD OUT INSTALLATION

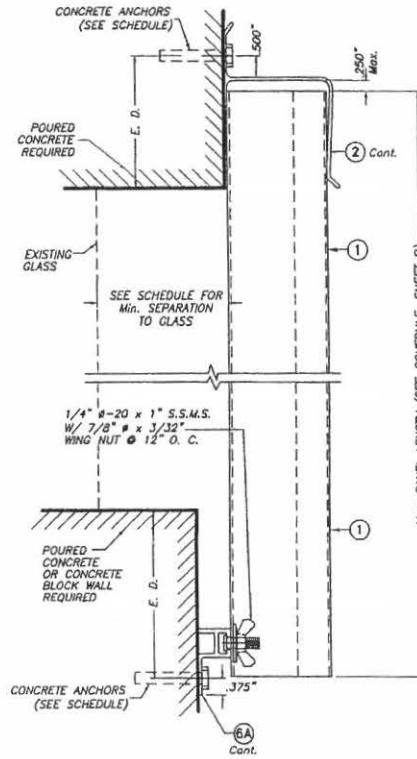
SECTION 13

SCALE: 3/8" = 1"

E. D. = EDGE DISTANCE
(SEE SCHEDULE ON
SHEETS 10 & 11 OF 15)

NOTE FOR COMBINATION OF SECTIONS :

WALL MOUNTING SECTIONS CAN BE
COMBINED IN ANY WAY TO SUIT ANY INSTALLATION.

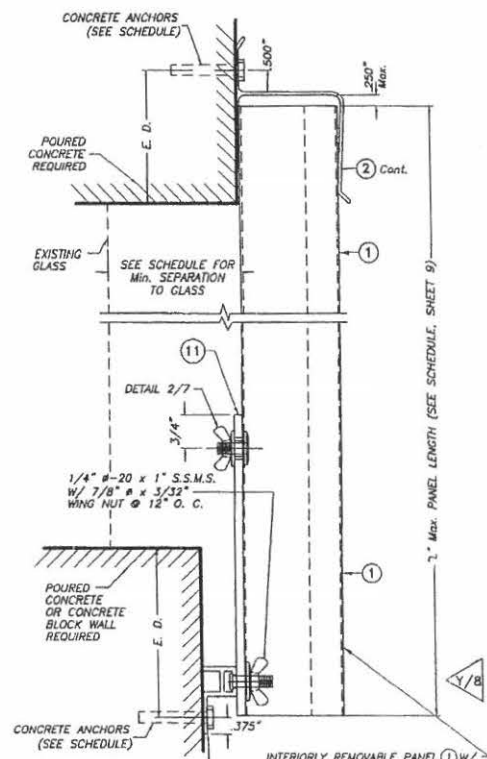


SECTION 14A

WALL MOUNTING INSTALLATIONS

SECTIONS 14

SCALE: 3/8" = 1"



SECTION 14B

INTERIORLY REMOVABLE PANEL (1) W/
SIDEWALK BOLTS (SEE DETAIL 2)
CONNECTED TO (11) THRU 5/8" #
HOLES AT (1) @ 6" O.C. & FASTENED
AT REAR W/ 7/8" # 3/32" WING NUT
@ EVERY SIDEWALK BOLT.

**INSTALLATIONS VALID FOR PANELS (1) USED JOINTLY
WITH INTERIORLY REMOVABLE PANELS (1)**

PRODUCT RENEWED
as complying with the Florida
Building Code
Acceptance No. 08-0623.00
Expiration Date: 08/07/2013
By: *Helmut A. Diller*
Miami District Product Control
Division

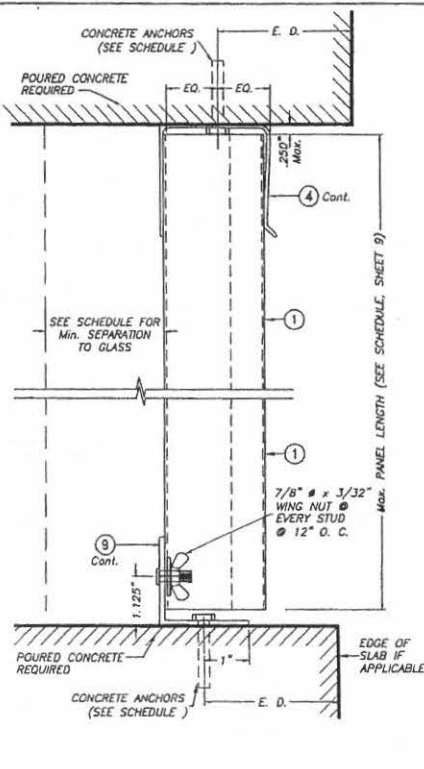
PRODUCT REVISED
as complying with the Florida
Building Code
Acceptance No. 05-0926.03
Expiration Date: 08/07/2008
By: *Helmut A. Diller*
Miami District Product Control
Division

F.B.C. (High Velocity Hurricane Zone)

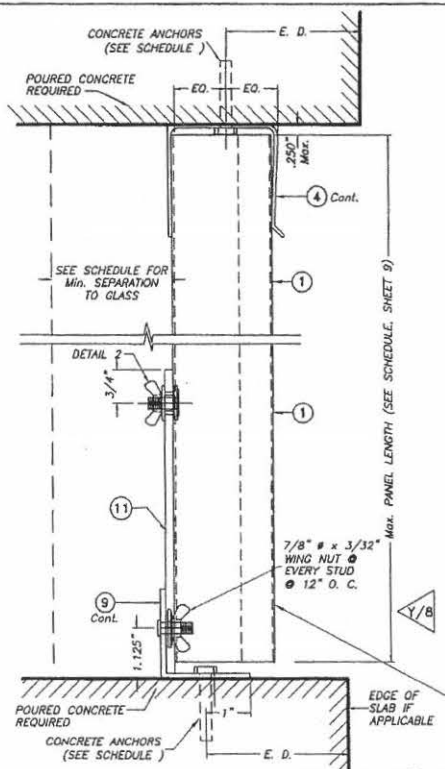
SEP 15 2005

| | | | | | |
|---|-------------|---|----------|--|------|
| <p>TILLIT TESTING & ENGINEERING COMPANY 6350 N.W. 38th St., Ste. 305 SPRING GARDENS, FL 33186 Phone: (305) 871-1350 Fax: (305) 871-1331 EB-0006719 WALTER A. TILLIT Jr., P. E. FLORIDA Lic. # 44167</p> | | <p>0.050" BERTHA ALUMINUM STORM PANEL</p> <p>EASTERN METAL SUPPLY, INC. 4268 WESTROADS DR. WEST PALM BEACH, FL 33407</p> | | <p>L.G. DRAWN BY:</p> <p>4/28/05 DATE</p> <p>05-078 DRAWING No</p> | |
| REV. NO. | DESCRIPTION | DATE | REV. NO. | DESCRIPTION | DATE |
| 1 | OLD 03-141 | 4/28/05 | 3 | - | - |
| 2 | - | - | 4 | - | - |

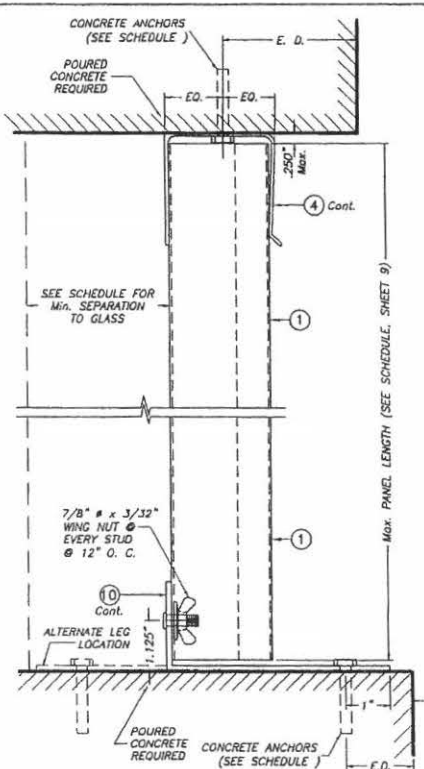
SHEET 6 OF 15



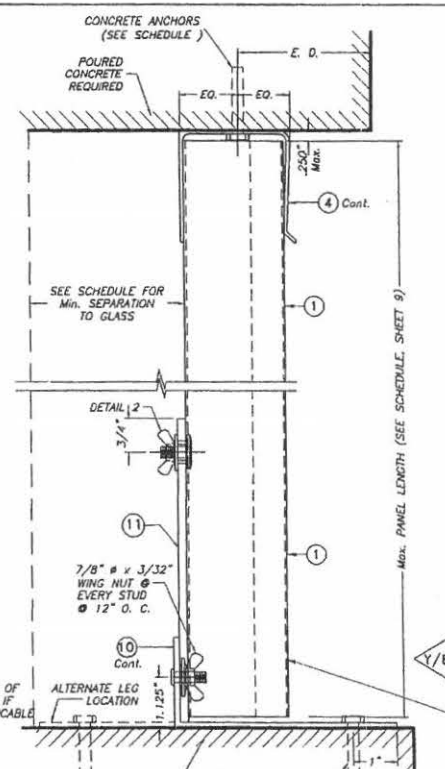
SECTION 15A
CEILING & FLOOR MOUNTING INSTALLATIONS
SECTIONS 15
 SCALE: 3/8" = 1"



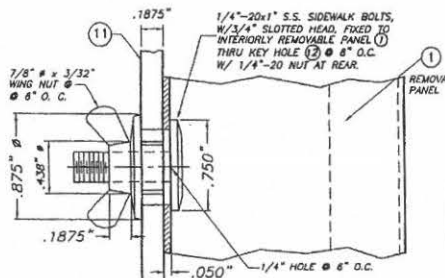
SECTION 15B
CEILING & FLOOR MOUNTING INSTALLATIONS
SECTIONS 15
 SCALE: 3/8" = 1"



SECTION 16A
CEILING & FLOOR MOUNTING INSTALLATIONS
SECTIONS 16
 SCALE: 3/8" = 1"



SECTION 16B
CEILING & FLOOR MOUNTING INSTALLATIONS
SECTIONS 16
 SCALE: 3/8" = 1"



DETAIL 2 - INSTALLATION OF 1/4" x 1" SIDEWALK BOLTS @ REMOVABLE PANEL
 SCALE: 1" = 1"

INSTALLATIONS VALID FOR PANELS (1) USED JOINTLY WITH INTERIORLY REMOVABLE PANELS (1)

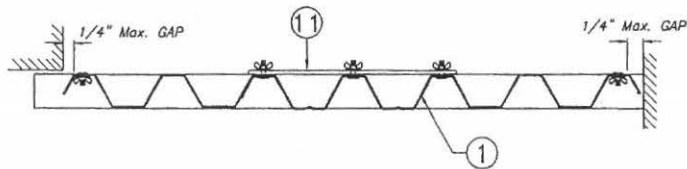
E. D. = EDGE DISTANCE (SEE SCHEDULE ON SHEET 10 & 11 OF 15)

NOTE FOR COMBINATION OF SECTIONS:
 FLOOR/CEILING MOUNTING SECTIONS CAN BE COMBINED IN ANY WAY TO SUIT ANY INSTALLATION.

PRODUCT RENEWED
 as complying with the Florida Building Code
 Acceptance No. 05-0926.03
 Expiration Date 08/07/2008
 By: *Heung A. Park*
 Miami Dade Product Control Division
 F.B.C. (High Velocity Hurricane Zone)

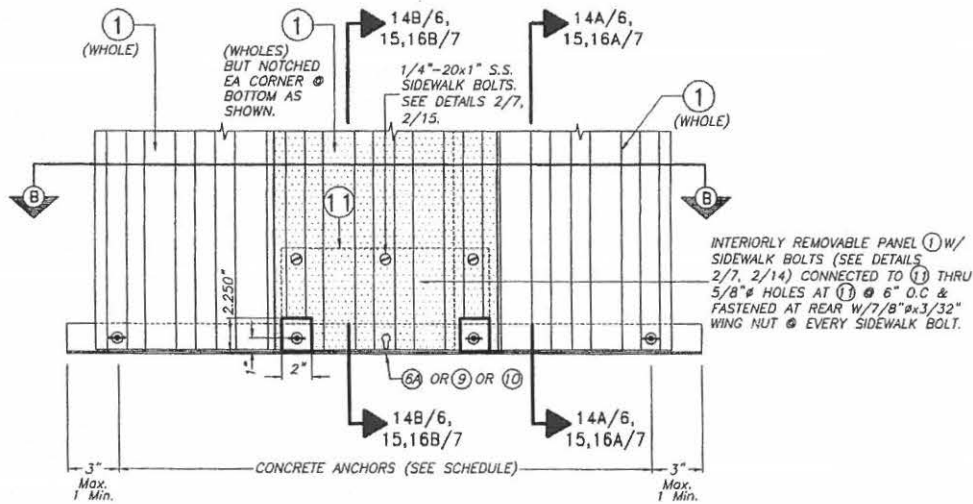
SEP 15 2005

| | | | | | |
|---|-------------|--|---------|----------------|-------------------|
| TILECO INC. TILLIT TESTING & ENGINEERING COMPANY 6155 N.W. 36th St., 5th Fl., MIAMI GARDENS, FL 33182 Phone: (305) 771-1530 Fax: (305) 771-1531 EB-0008719 WALTER A. TILLIT, Jr., P. E. FLORIDA Lic. # 44167 | | 0.050" BERTHA ALUMINUM STORM PANEL | | L.C. DRAWN BY: | |
| | | EASTERN METAL SUPPLY, INC. 4268 WESTROADS DR. WEST PALM BEACH, FL 33407 | | 4/28/05 DATE | |
| REV. NO | DESCRIPTION | DATE | REV. NO | DESCRIPTION | DATE |
| 1 | OLD 03-141 | 1/28/03 | 3 | | |
| 2 | | | 4 | | |
| | | | | | 05-078 DRAWING No |
| | | | | | SHEET 7 OF 15 |



SECTION B-B

SCALE : 1/8" = 1"



**INTERIORLY REMOVABLE STORM PANEL
PARTIAL ELEVATION Y**

SCALE : 1/8" = 1"

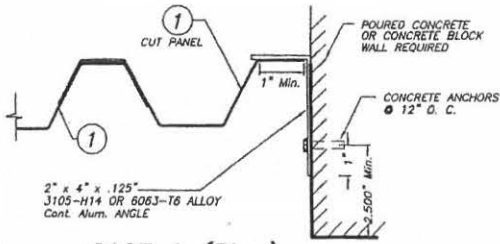
INTERIORLY REMOVABLE PANEL (1) W/
SIDEWALK BOLTS (SEE DETAILS
2/7, 2/14) CONNECTED TO (1) THRU
5/8" HOLES AT (1) @ 6" O.C. &
FASTENED AT REAR W/ 7/8" x 3/32"
WING NUT @ EVERY SIDEWALK BOLT.

PRODUCT REVIEWED
as complying with the Florida
Building Code
Acceptance No. 08-0623.06
Expiration Date 08/07/2013
By *Heather A. Allen*
Miami Dade Product Control
Division

PRODUCT REVISIED
as complying with the Florida
Building Code
Acceptance No. 05-0926.03
Expiration Date 08/07/2008
By *Heather A. Allen*
Miami Dade Product Control
Division

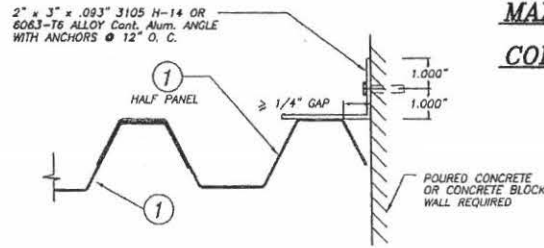
F.B.C.(High Velocity Hurricane Zone)

| | | | | | |
|--|--|---|--|----------------------|--|
| TILTECO INC. <small>TILLIT TESTING & ENGINEERING COMPANY 6355 P.L.W. 38th St., 5th. 305 VANDORA GARDENS, FL 33166 Phone: (305) 971-1130 Fax: (305) 971-1231 EB-0006719 WALTER A. TILLIT Jr., P. E. FLORIDA Lic. # 44167</small> | | 0.050" BERTHA ALUMINUM STORM PANEL | | L.G. DRAWN BY: | |
| | | EASTERN METAL SUPPLY, INC. <small>4268 WESTROADS DR. WEST PALM BEACH, FL 33407</small> | | 4/28/05 DATE | |
| SEP 15 2005 | | REV. NO. DESCRIPTION DATE REV. No. DESCRIPTION DATE 1 OLD 03-141 4/28/05 3 - - 2 - - 4 - - | | 05-078 DRAWING No | |
| | | | | SHEET 8 OF 15 | |



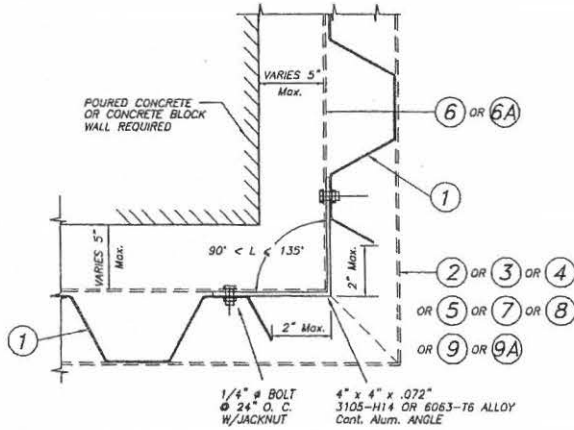
CASE A (Plan)

SCALE: 1/4" = 1"



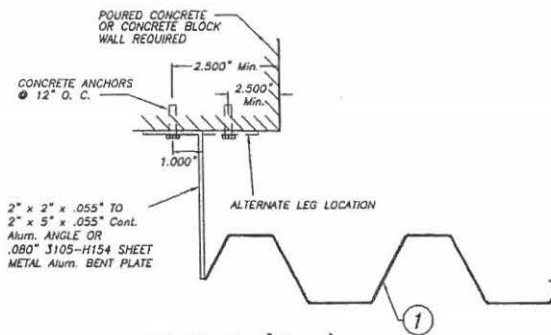
CASE D (Plan)

SCALE: 1/4" = 1"



CASE B (Plan)

SCALE: 1/4" = 1"



CASE C (Plan)

SCALE: 1/4" = 1"

MAXIMUM DESIGN PRESSURE RATING "W" (p.s.f.) AND CORRESPONDING MAXIMUM PANEL LENGTH "L" SCHEDULE

| MAXIMUM DESIGN PRESSURE RATING W (p.s.f.) | Max. PANEL LENGTH L (ft.) (SEE SECTIONS) | MINIMUM SEPARATION TO GLASS | APPLICABLE TO SECTIONS # & ANY COMBINATION OF THEM |
|---|--|-----------------------------|--|
| +65.0, -77.0 | 8'-0" OR LESS | 2 1/4" | 1 THRU 8 |
| +65.0, -77.0 | 9'-0" OR LESS | 3 11/16" | 1 THRU 8 |
| +65.0, -72.0 | 9'-0" OR LESS | 3 1/2" | 11 |
| +62.0, -73.3 | 10'-0" OR LESS | 3 7/8" | 2, 6, 7 & 8 |
| +63.5, -63.5 | 9'-0" OR LESS | 3 1/2" | 9, 14, 10 |
| +65.0, -65.0 | 9'-0" OR LESS | 3 1/2" | 12, 15, 16 |
| +63.5, -63.5 | 9'-0" OR LESS | 3 3/4" | 13 |

PRODUCT RENEWED as complying with the Florida Building Code Acceptance No 08-0623-06 Expiration Date 08/07/2013 By *Heung A. Miller* Miami Dade Product Control Division

PRODUCT REVISED as complying with the Florida Building Code Acceptance No 05-0926-03 Expiration Date 08/07/2008 By *Heung A. Miller* Miami Dade Product Control Division

END CLOSURES DETAILS

F.B.C.(High Velocity Hurricane Zone)

SEP 15 2005

| <p>TILECO INC. TILLIT TESTING & ENGINEERING COMPANY 6355 N.W. 36th St., Ste. 305, VERONA CAROLINA, FL 33166 Phone: 1 (305) 971-1530 Fax: 1 (305) 971-1531 EB-0006719 WALTER A. TILLIT Jr., P. E. FLORIDA Lic. # 44167</p> | | <p>0.050" BERTHA ALUMINUM STORM PANEL</p> <p>L.G. DRAWN BY:</p> | | | | | | | | | | | | | | | | | | | |
|---|-------------|---|-------------|-------------|---------|-------------|------|---|------------|---------|---|---|---|---|---|---|---|---|---|------------------------------|--|
| <p>EASTERN METAL SUPPLY, INC.</p> <p>4288 WESTROADS DR. WEST PALM BEACH, FL 33407</p> | | <p>4/28/05 DATE</p> | | | | | | | | | | | | | | | | | | | |
| <table border="1"> <thead> <tr> <th>REV. NO</th> <th>DESCRIPTION</th> <th>DATE</th> <th>REV. NO</th> <th>DESCRIPTION</th> <th>DATE</th> </tr> </thead> <tbody> <tr> <td>1</td> <td>OLD 03-141</td> <td>4/28/05</td> <td>3</td> <td>-</td> <td>-</td> </tr> <tr> <td>2</td> <td>-</td> <td>-</td> <td>4</td> <td>-</td> <td>-</td> </tr> </tbody> </table> | | REV. NO | DESCRIPTION | DATE | REV. NO | DESCRIPTION | DATE | 1 | OLD 03-141 | 4/28/05 | 3 | - | - | 2 | - | - | 4 | - | - | <p>05-078 DRAWING No</p> | |
| REV. NO | DESCRIPTION | DATE | REV. NO | DESCRIPTION | DATE | | | | | | | | | | | | | | | | |
| 1 | OLD 03-141 | 4/28/05 | 3 | - | - | | | | | | | | | | | | | | | | |
| 2 | - | - | 4 | - | - | | | | | | | | | | | | | | | | |
| | | <p>SHEET 9 OF 15</p> | | | | | | | | | | | | | | | | | | | |

MAXIMUM DESIGN PRESSURE RATING "W" (p.s.f.) AND CORRESPONDING MAXIMUM ANCHOR SPACING SCHEDULE FOR INSTALLATIONS IN CONCRETE AND CONCRETE BLOCK STRUCTURES

| MAXIMUM DESIGN WIND SPEED (p.s.f.) | MAXIMUM ANCHOR SPACING FOR E. D. = 3 1/2" * | | | | | | | | | | | | | | | | | | APPLICABLE TO SECTIONS & ANY COMBINATION OF THEM | MAXIMUM PANEL LENGTH "L" (ft.) |
|------------------------------------|---|------------|----------------|------------|---------------|------------|-------------|------------|-------------|------------|-------------|------------|-------------|------------|----------------|------------|-----------------|----------------|--|--------------------------------|
| | REGULAR TAPCONS | | CRETE-FLEX SS4 | | ZAMAC NAILING | | CALK-IN | | SOLID-SET | | CF TAP-GRIP | | PANELMATES | | PANELMATE PLUS | | 410 S.S. TAPCON | | | |
| | TO CONCRETE | TO MASONRY | TO CONCRETE | TO MASONRY | TO CONCRETE | TO MASONRY | TO CONCRETE | TO MASONRY | TO CONCRETE | TO MASONRY | TO CONCRETE | TO MASONRY | TO CONCRETE | TO MASONRY | TO CONCRETE | TO MASONRY | TO CONCRETE | TO MASONRY | | |
| +63.5, -63.5 | 8" | N/A | N/A | N/A | 4" | N/A | 8" | N/A | N/A | N/A | 5" | N/A | 3 1/2" | N/A | N/A | N/A | N/A | N/A | 1 (TOP) | |
| | 12" | 6" | N/A | N/A | 10" | 7 1/2" | 12" | 9" | N/A | N/A | 12" | 7" | 11" | 12" | 7 1/2" | N/A | N/A | N/A | 1 (BOTTOM) | |
| | 12" | N/A | N/A | N/A | 10" | N/A | 12" | N/A | N/A | N/A | 12" | N/A | 11" | N/A | N/A | N/A | N/A | N/A | 2 (TOP) | |
| | 12" | 6" | N/A | N/A | 10" | 7 1/2" | 12" | 9" | N/A | N/A | 12" | 8" | 11" | 11" | 12" | 7 1/2" | N/A | N/A | 2 (BOTTOM) | |
| | 12" | N/A | N/A | N/A | 10" | N/A | 12" | N/A | N/A | N/A | 12" | N/A | 11" | N/A | N/A | N/A | N/A | N/A | 3 (TOP) | |
| | 12" | 6" | N/A | N/A | 10" | 7 1/2" | 12" | 9" | N/A | N/A | 12" | 8" | 11" | 11" | 12" | 7 1/2" | N/A | N/A | 3 (BOTTOM) | |
| | 12" | N/A | N/A | N/A | 10" | N/A | 12" | N/A | N/A | N/A | 12" | N/A | 11" | N/A | N/A | N/A | N/A | N/A | 4 (TOP) | |
| | 12" | 6" | N/A | N/A | 10" | 7 1/2" | 12" | 9" | N/A | N/A | 12" | 8" | 11" | 11" | 12" | 7 1/2" | N/A | N/A | 4 (BOTTOM) | |
| | 12" | N/A | N/A | N/A | 10" | N/A | 12" | N/A | N/A | N/A | 12" | N/A | 11" | N/A | N/A | N/A | N/A | N/A | 5 (TOP) | |
| | 12" | 6" | N/A | N/A | 10" | 7 1/2" | 12" | 9" | N/A | N/A | 12" | 8" | 11" | 11" | 12" | 7 1/2" | N/A | N/A | 5 (BOTTOM) | |
| | 8 1/2" | N/A | 12" | N/A | 5 1/2" | N/A | 7 1/2" | N/A | N/A | N/A | 8 1/2" | N/A | 11 1/2" | N/A | 11" | N/A | 9 1/2" | N/A | 6 (TOP) | |
| | 8 1/2" | N/A | 12" | N/A | 5 1/2" | N/A | 7 1/2" | N/A | 10 1/2" | N/A | 8 1/2" | N/A | 11 1/2" | N/A | 11" | N/A | 9 1/2" | N/A | 6 (BOTTOM) | |
| | 7 1/2" | N/A | 11 1/2" | N/A | 5" | N/A | 7" | N/A | 10 1/2" | N/A | 7" | N/A | 10 1/2" | N/A | 10" | N/A | 8 1/2" | N/A | 7 (TOP/BOTTOM) | |
| | N/A | N/A | N/A | N/A | N/A | N/A | 12" | 6" | 12" | 12" | 12" | 6" | 6" | 6" | 12" | 12" | N/A | N/A | 8 (TOP/BOTTOM) | |
| | 12" | N/A | 12" | N/A | N/A | N/A | 12" | N/A | N/A | N/A | N/A | N/A | 12" | N/A | 12" | N/A | 12" | N/A | 9 (TOP) | |
| | 12" | 6" | 12" | 12" | N/A | N/A | 12" | 9" | N/A | N/A | N/A | N/A | 12" | 11" | 12" | 7 1/2" | 12" | 7 1/2" | 9 (BOTTOM) | |
| | N/A | N/A | N/A | N/A | N/A | N/A | 12" | 6" | 12" | 12" | N/A | N/A | 12" | 6" | 12" | 6" | N/A | N/A | 10 (TOP) | |
| | 12" | 6" | 12" | 12" | N/A | N/A | 12" | 9" | N/A | N/A | N/A | N/A | 12" | 10" | 12" | 7 1/2" | 12" | 7 1/2" | 10 (BOTTOM) | |
| N/A | N/A | N/A | N/A | N/A | N/A | N/A | N/A | N/A | N/A | N/A | N/A | 12" | 11" | N/A | N/A | N/A | N/A | 13 (TOP) | | |
| N/A | N/A | N/A | N/A | N/A | N/A | N/A | N/A | N/A | N/A | N/A | N/A | 12" | 6" | N/A | N/A | N/A | N/A | 13 (BOTTOM) | | |
| 12" | N/A | 12" | N/A | N/A | N/A | 12" | N/A | N/A | N/A | N/A | N/A | 12" | N/A | 12" | N/A | 12" | N/A | 14 (TOP) | | |
| 12" | 6" | 12" | 12" | N/A | N/A | 12" | 9" | N/A | N/A | N/A | N/A | 12" | 11" | 12" | 7 1/2" | 12" | 7 1/2" | 14A (BOTTOM) | | |
| 12" | 4 1/2" | 12" | 8" | N/A | N/A | 12" | 6 1/2" | N/A | N/A | N/A | N/A | 12" | 8" | 12" | 5 1/2" | 12" | 5 1/2" | 14B (BOTTOM) | | |
| 11 1/2" | N/A | 12" | N/A | N/A | N/A | 12" | N/A | N/A | N/A | N/A | N/A | 12" | N/A | 12" | N/A | 12" | N/A | 12 (TOP) | | |
| 8 1/2" | N/A | 12" | N/A | N/A | N/A | 7 1/2" | N/A | 10 1/2" | N/A | N/A | N/A | 11 1/2" | N/A | 11" | N/A | 9 1/2" | N/A | 12 (BOTTOM) | | |
| 11 1/2" | N/A | 12" | N/A | N/A | N/A | 12" | N/A | N/A | N/A | N/A | N/A | 12" | N/A | 12" | N/A | 12" | N/A | 15 (TOP) | | |
| 8 1/2" | N/A | 12" | N/A | N/A | N/A | 7 1/2" | N/A | N/A | N/A | N/A | N/A | 11 1/2" | N/A | 11" | N/A | 9 1/2" | N/A | 15A (BOTTOM) | | |
| N/A | N/A | 3 1/2" | N/A | N/A | N/A | N/A | N/A | N/A | N/A | N/A | N/A | 3" | N/A | 3" | N/A | 3" | N/A | 15B (BOTTOM) | | |
| 11 1/2" | N/A | 12" | N/A | N/A | N/A | 12" | N/A | N/A | N/A | N/A | N/A | 12" | N/A | 12" | N/A | 12" | N/A | 16 (TOP) | | |
| 8 1/2" | N/A | 12" | N/A | N/A | N/A | 7 1/2" | N/A | N/A | N/A | N/A | N/A | 11 1/2" | N/A | 11" | N/A | 9 1/2" | N/A | 16A (BOTTOM) | | |
| 3" | N/A | 4 1/2" | N/A | N/A | N/A | 3" | N/A | N/A | N/A | N/A | N/A | 4" | N/A | 4" | N/A | 4" | N/A | 16B (BOTTOM) | | |
| +65.0, -65.0 | 6" | N/A | N/A | N/A | 6" | N/A | 6" | N/A | N/A | N/A | 6" | N/A | 6" | N/A | N/A | N/A | N/A | N/A | 2 (TOP) | |
| | 6" | 5 1/2" | N/A | N/A | 6" | 6" | 6" | 6" | N/A | N/A | 6" | 6" | 6" | 6" | N/A | N/A | N/A | N/A | 2 (BOTTOM) | |
| | 6" | N/A | N/A | N/A | 4 1/2" | N/A | 6" | N/A | N/A | N/A | 6" | N/A | 5 1/2" | N/A | N/A | N/A | N/A | N/A | 6 (TOP) | |
| | 6" | N/A | N/A | N/A | 4 1/2" | N/A | 6" | N/A | 9 1/2" | N/A | 6" | N/A | 5 1/2" | N/A | N/A | N/A | N/A | N/A | 6 (BOTTOM) | |
| | 6" | N/A | N/A | N/A | 4" | N/A | 6" | N/A | 9 1/2" | N/A | 6" | N/A | 4 1/2" | N/A | N/A | N/A | N/A | N/A | 7 (TOP/BOTTOM) | |
| N/A | N/A | N/A | N/A | N/A | N/A | 6" | 6" | 12" | 12" | 6" | 6" | 6" | 6" | N/A | N/A | N/A | N/A | 8 (TOP/BOTTOM) | | |

E. D. = EDGE DISTANCE

ANCHORS LEGEND

| ANCHOR TYPE | MIN. ANCHOR SPACING |
|---|---------------------|
| REGULAR TAPCON, 410 S.S. TAPCON, CRETE-FLEX SS4, ZAMAC NAILING, CF TAP-GRIP, PANELMATE OR PANELMATE PLUS. | 3.0" |
| CALK-IN | 2.5" |
| SOLID-SET | 3.5" |

PRODUCT RENEWED
 as complying with the Florida Building Code
 Acceptance No **08-0623.06**
 Expiration Date **08/07/2013**
 By *Helmuth A. Walker*
 Miami Dade Product Control Division

PRODUCT REVISED
 as complying with the Florida Building Code
 Acceptance No **05-0926.03**
 Expiration Date **08/07/2008**
 By *Helmuth A. Walker*
 Miami Dade Product Control Division

* MAXIMUM ANCHOR SPACINGS ARE VALID FOR 3 1/2" EDGE DISTANCE. FOR E. D. LESS THAN 3 1/2", REDUCE ANCHOR SPACING BY MULTIPLYING SPACING SHOWN ON SCHEDULE BY THE FOLLOWING FACTORS. (NOTE: Min. E. D. FOR CALK-IN ANCHORS IS 2 1/2")
 FOR THIS OPERATION TO BE POSSIBLE, REDUCED SPACING OBTAINED USING FACTOR SHALL NOT BE LESS THAN MINIMUM SPACING INDICATED FOR EACH ANCHOR TYPE AT ANCHORS LEGEND.

| ACTUAL E. D. | FACTOR | | | |
|--------------|--|---------|-----------|-------------|
| | REGULAR TAPCON, 410 S.S. TAPCON, CRETE-FLEX SS4, ZAMAC NAILING, PANELMATE OR PANELMATE PLUS. | CALK-IN | SOLID-SET | CF TAP-GRIP |
| 3" | .85 | .75 | .78 | 1.00 |
| 2 1/2" | .71 | .60 | - | .80 |
| 2" | .50 | - | - | - |

F.B.C. (High Velocity Hurricane Zone)

TILECO INC.
 TILIT TESTING & ENGINEERING COMPANY
 6355 N.W. 36th St., Ste. 305, VERO BEACH, FL 32916
 Phone: (888)711-1130 Fax: (888)711-1131
 EB-006719
 WALTER A. TILIT, JR., P. E.
 FLORIDA Lic. # 44182

EASTERN METAL SUPPLY, INC.
 4268 WESTROADS DR.
 WEST PALM BEACH, FL 33407

0.050" BERTHA ALUMINUM STORM PANEL

L.C. DRAWN BY:
 4/28/05
 DATE
 05-078
 DRAWING No

| REV. NO | DESCRIPTION | DATE | REV. No | DESCRIPTION | DATE |
|---------|-------------|---------|---------|-------------|------|
| 1 | OLD 03-141 | 4/28/05 | 4 | - | - |
| 2 | - | - | 4 | - | - |

SHEET 10 OF 15

SEP 15 2005

MAXIMUM DESIGN PRESSURE RATING "W" (p.s.f.) AND CORRESPONDING MAXIMUM ANCHOR SPACING SCHEDULE FOR INSTALLATIONS INTO CONCRETE AND CONCRETE BLOCK STRUCTURES

| MAXIMUM DESIGN LOAD W (p.s.f.) | MAXIMUM ANCHORS SPACING FOR E. D. = 3 1/2" * | | | | | | | | | | | | | | | | | | APPLICABLE TO SECTIONS # & ANY COMBINATION OF THEM | MAXIMUM PANEL LENGTH L" (L) | | |
|--------------------------------|--|------------|----------------|------------|--------------|------------|-------------|------------|-------------|------------|-------------|------------|-------------|------------|----------------|------------|-----------------|------------|--|-----------------------------|-----------------|-----------------|
| | REGULAR TAPCONS | | CRETE-FLEX SS4 | | ZAMAC NAILIN | | CALK-IN | | SOLID-SET | | CF TAP-GRIP | | PANELMATES | | PANELMATE PLUS | | 410 S.S. TAPCON | | | | | |
| | TO CONCRETE | TO MASONRY | TO CONCRETE | TO MASONRY | TO CONCRETE | TO MASONRY | TO CONCRETE | TO MASONRY | TO CONCRETE | TO MASONRY | TO CONCRETE | TO MASONRY | TO CONCRETE | TO MASONRY | TO CONCRETE | TO MASONRY | TO CONCRETE | TO MASONRY | | | | |
| +65.0, -77.0 | 6" | N/A | N/A | N/A | 3" | N/A | 6" | N/A | N/A | N/A | 3 1/2" | N/A | 2 1/2" | N/A | N/A | N/A | N/A | N/A | N/A | 1 (TOP) | 9'-0" OR LESS | |
| | 12" | 5" | N/A | N/A | 10" | 6" | 12" | 7 1/2" | N/A | N/A | 12" | 6" | 9 1/2" | 9 1/2" | N/A | N/A | N/A | N/A | N/A | 1 (BOTTOM) | | |
| | 12" | N/A | N/A | N/A | 10" | N/A | 12" | N/A | N/A | N/A | 12" | N/A | 9 1/2" | N/A | N/A | N/A | N/A | N/A | N/A | 2 (TOP) | | |
| | 12" | 5" | N/A | N/A | 10" | 6" | 12" | 7 1/2" | N/A | N/A | 12" | 6 1/2" | 9 1/2" | 9" | N/A | N/A | N/A | N/A | N/A | 2 (BOTTOM) | | |
| | 12" | N/A | N/A | N/A | 10" | N/A | 12" | N/A | N/A | N/A | 12" | N/A | 9 1/2" | N/A | N/A | N/A | N/A | N/A | N/A | 3 (TOP) | | |
| | 12" | 5" | N/A | N/A | 8" | 6" | 12" | 7 1/2" | N/A | N/A | 12" | 6 1/2" | 9 1/2" | 9" | N/A | N/A | N/A | N/A | N/A | 3 (BOTTOM) | | |
| | 12" | N/A | N/A | N/A | 10" | N/A | 12" | N/A | N/A | N/A | 12" | N/A | 9 1/2" | N/A | N/A | N/A | N/A | N/A | N/A | 4 (TOP) | | |
| | 12" | 5" | N/A | N/A | 8" | 6" | 12" | 7 1/2" | N/A | N/A | 12" | 6 1/2" | 9 1/2" | 9" | N/A | N/A | N/A | N/A | N/A | 4 (BOTTOM) | | |
| | 12" | N/A | N/A | N/A | 8" | N/A | 12" | N/A | N/A | N/A | 12" | N/A | 9 1/2" | N/A | N/A | N/A | N/A | N/A | N/A | 5 (TOP) | | |
| | 12" | 4 1/2" | N/A | N/A | 7" | 5" | 12" | 6" | N/A | N/A | 10" | 5" | 7 1/2" | 7 1/2" | N/A | N/A | N/A | N/A | N/A | 5 (BOTTOM) | | |
| | 7" | N/A | N/A | N/A | 4 1/2" | N/A | 6" | N/A | N/A | N/A | 7" | N/A | 5" | N/A | N/A | N/A | N/A | N/A | N/A | 6 (TOP) | | |
| | 7" | N/A | N/A | N/A | 4 1/2" | N/A | 6" | N/A | 9" | N/A | 7" | N/A | 5" | N/A | N/A | N/A | N/A | N/A | N/A | 6 (BOTTOM) | | |
| 6" | N/A | N/A | N/A | 4" | N/A | 5 1/2" | N/A | 9" | N/A | 6" | N/A | 4 1/2" | N/A | N/A | N/A | N/A | N/A | N/A | 7 (TOP/BOTTOM) | | | |
| N/A | N/A | N/A | N/A | N/A | N/A | 12" | 6" | 12" | 12" | 12" | 6" | 6" | 6" | N/A | N/A | N/A | N/A | N/A | 8 (TOP/BOTTOM) | | | |
| +65.0, -72.0 | 6 1/2" | N/A | N/A | N/A | N/A | N/A | 6" | N/A | 9 1/2" | N/A | N/A | N/A | 9" | N/A | 9" | N/A | 7 1/2" | N/A | N/A | 7 (TOP/BOTTOM) | 9'-0" OR LESS | |
| | N/A | N/A | N/A | N/A | N/A | N/A | 12" | 6" | 12" | 12" | N/A | N/A | 12" | 6" | 12" | 6" | N/A | N/A | N/A | 11 (TOP) | | |
| 12" | 5 1/2" | 12" | 10 1/2" | N/A | N/A | 12" | 8" | 12" | 12" | N/A | N/A | 12" | 9 1/2" | 12" | 6 1/2" | 12" | 7" | N/A | N/A | 11 (BOTTOM) | | |
| +62.0, -73.3 | 6" | N/A | N/A | N/A | 6" | N/A | 6" | N/A | 12" | 12" | 6" | N/A | 6" | N/A | N/A | N/A | N/A | N/A | N/A | 2 (TOP) | 9'-0" TO 10'-0" | |
| | 6" | 5" | N/A | N/A | 6" | 5 1/2" | 6" | 6" | N/A | N/A | 6" | 6" | 6" | 6" | N/A | N/A | N/A | N/A | N/A | 2 (BOTTOM) | | |
| | 6" | N/A | N/A | N/A | 4" | N/A | 6" | N/A | N/A | N/A | 6" | N/A | 5" | N/A | N/A | N/A | N/A | N/A | N/A | 6 (TOP) | | |
| | 6" | N/A | N/A | N/A | 4" | N/A | 6" | N/A | 8" | N/A | 6" | N/A | 5" | N/A | N/A | N/A | N/A | N/A | N/A | 6 (BOTTOM) | | |
| | 6" | N/A | N/A | N/A | 5" | N/A | 6" | N/A | 8" | N/A | 5 1/2" | N/A | 4" | N/A | N/A | N/A | N/A | N/A | N/A | 7 (TOP/BOTTOM) | | |
| | N/A | N/A | N/A | N/A | N/A | N/A | 6" | 6" | 12" | 12" | 6" | 6" | 6" | 6" | N/A | N/A | N/A | N/A | N/A | N/A | | 8 (TOP/BOTTOM) |
| N/A | N/A | N/A | N/A | N/A | N/A | N/A | N/A | 12" | 12" | N/A | N/A | N/A | N/A | N/A | N/A | N/A | N/A | N/A | N/A | 1 (BOTTOM) | | |
| | | | | | | | | | | | | | | | | | | | | | 10 (TOP) | |
| | | | | | | | | | | | | | | | | | | | | | | 11 (TOP/BOTTOM) |

E. D. = EDGE DISTANCE

PRODUCT RENEWED
 as complying with the Florida Building Code
 Acceptance No. 08-0625.06
 Expiration Date 08/27/2013
 By *Heidi A. Adkins*
 Miami Dade Product Control Division

PRODUCT REVISED
 as complying with the Florida Building Code
 Acceptance No. 05-0926.03
 Expiration Date 08/27/2008
 By *Heidi A. Adkins*
 Miami Dade Product Control Division

* MAXIMUM ANCHOR SPACINGS ARE VALID FOR 3 1/2" EDGE DISTANCE. FOR E. D. LESS THAN 3 1/2", REDUCE ANCHOR SPACING BY MULTIPLYING SPACING SHOWN ON SCHEDULE BY THE FOLLOWING FACTORS. (NOTE: MIN. E. D. FOR CALK-IN ANCHORS IS 2 1/2")
 FOR THIS OPERATION TO BE POSSIBLE, REDUCED SPACING OBTAINED USING FACTOR SHALL NOT BE LESS THAN MINIMUM SPACING INDICATED FOR EACH ANCHOR TYPE AT ANCHORS LEGEND.

| ACTUAL E. D. | FACTOR | | | |
|--------------|--|---------|-----------|-------------|
| | REGULAR TAPCON, 410 S.S. TAPCON, CRETE-FLEX SS4, ZAMAC NAILING, PANELMATE OR PANELMATE PLUS. | CALK-IN | SOLID-SET | CF TAP-GRIP |
| 3" | .86 | .75 | .78 | 1.00 |
| 2 1/2" | .71 | .50 | - | .80 |
| 2" | .50 | - | - | - |

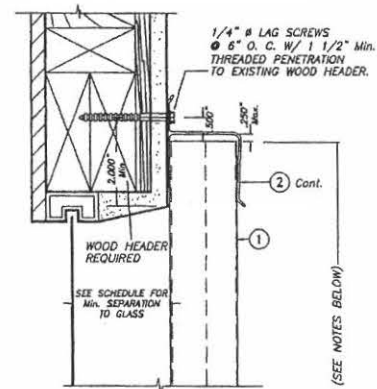
ANCHORS LEGEND

| ANCHOR TYPE | Min. ANCHOR SPACING |
|---|---------------------|
| REGULAR TAPCON, 410 S.S. TAPCON, CRETE-FLEX SS4, ZAMAC NAILING, CF TAP-GRIP, PANELMATE OR PANELMATE PLUS. | 3.0" |
| CALK-IN | 2.5" |
| SOLID-SET | 3.5" |

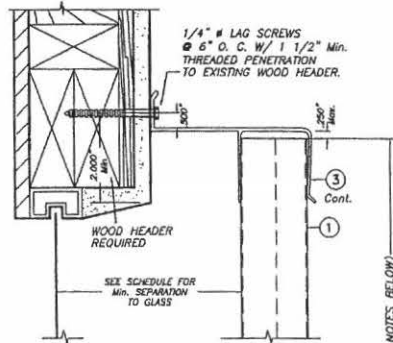
SEP 16 2005

F.B.C.(High Velocity Hurricane Zone)

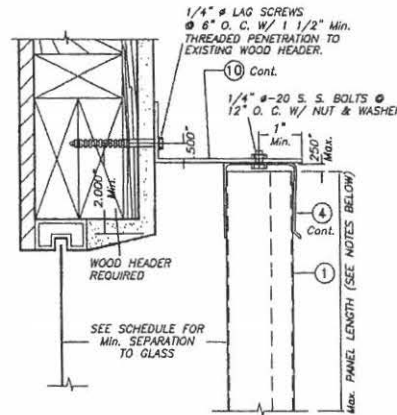
| | |
|---|---|
| TILECO INC. TILIT TESTING & ENGINEERING COMPANY 6355 N.W. 36th St., Ste. 302, VIRGINIA GARDENS, FL 33186 Phone: (305)971-1830 Fax: (305)971-1831 EB-0006710 WALTER A. TILIT, Jr., P. E. FLORIDA LIC. # 44167 | 0.050" BERTHA ALUMINUM STORM PANEL L.G. DRAWN BY: |
| | EASTERN METAL SUPPLY, INC. 4268 WESTROADS DR. WEST PALM BEACH, FL 33407 DATE: 4/28/05 DRAWING No: 05-078 SHEET 11 OF 15 |



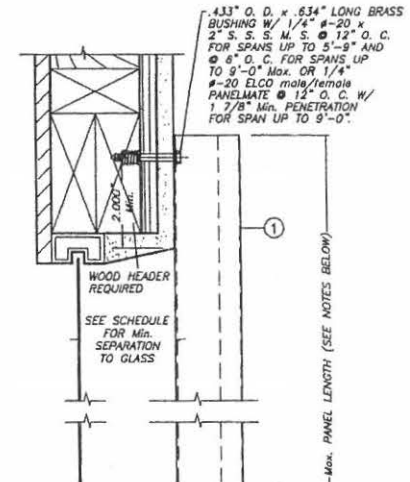
ALTERNATIVE 1



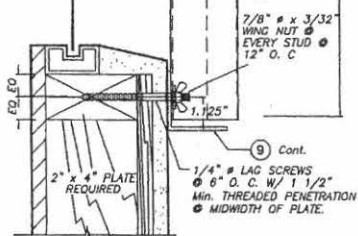
ALTERNATIVE 5



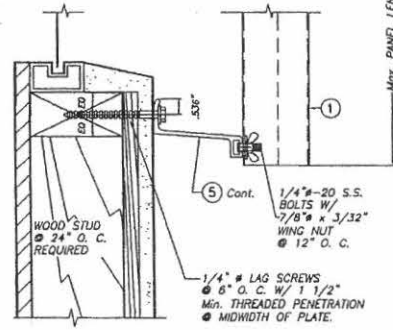
ALTERNATIVE 7



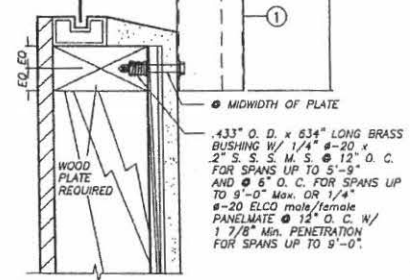
ALTERNATIVE 8



ALTERNATIVE 2



ALTERNATIVE 6



PRODUCT REVIEWED
 as complying with the Florida
 Building Code
 Acceptance No. 08-0623.06
 Expiration Date 08/07/2015
 By *Helmut Adlner*
 Miami Dade Product Control
 Division

PRODUCT REVIEWED
 as complying with the Florida
 Building Code
 Acceptance No. 05-0926.03
 Expiration Date 08/07/2008
 By *Helmut Adlner*
 Miami Dade Product Control
 Division

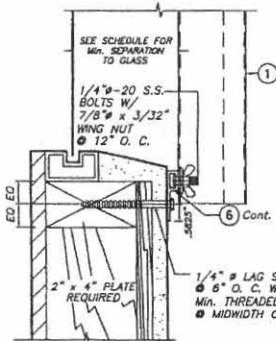
**WALL MOUNTING INSTALLATIONS
 SECTIONS A**

SCALE: 1/4" = 1"

INSTALLATION DETAILS ON EXISTING WOOD BUILDINGS

NOTE FOR COMBINATION OF SECTIONS:
 WALL MOUNTING SECTIONS CAN BE COMBINED
 IN ANY WAY TO SUIT ANY INSTALLATION.

- NOTES:
1. INSTALLATIONS ARE ONLY VALID FOR DESIGN WIND LOADS UP TO +65.0, -72.0 psf AND PANEL'S LENGTHS UP TO 9'-0", EXCEPT AS NOTED.
 2. NEW 2" x 6" P. T. TO BE SOUTHERN PINE No. 2, SURFACED DRY WITH 19 % M. M. C. W/ SPECIFIC DENSITY OF 0.55.
 3. FOR NEW WOOD FRAME CONSTRUCTION: WOOD MEMBERS TO BE SOUTHERN PINE No. 2, W/ SPECIFIC DENSITY OF 0.55 OR EQUAL.

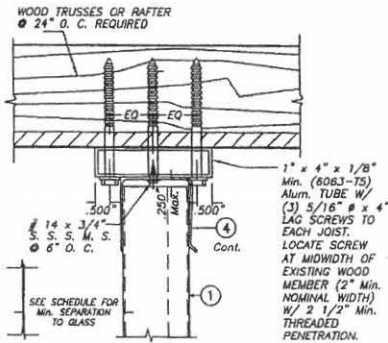


ALTERNATIVE 3

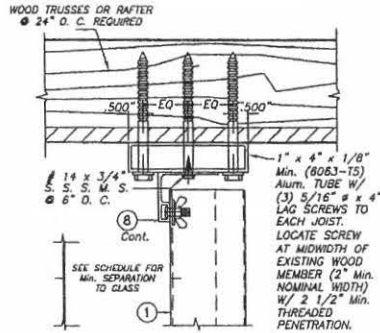
F.B.C.(High Velocity Hurricane Zone)

SEP 15 2005

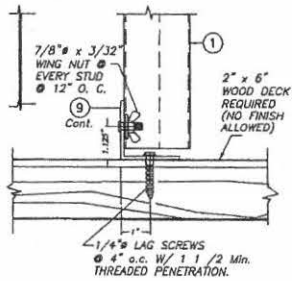
| | | | | |
|--|-------------|------------------------------------|---------|-------------------|
| TILLIT TESTING & ENGINEERING COMPANY 6355 N.W. 36th St., Ste. 300, VIRGINIA GARDENS, FL 33159 Phone: (305) 471-1330 Fax: (305) 471-1511 EB-006710 WALTER A. TILLIT, Jr., P. E. FLORIDA LIC. # 44187 | | 0.050" BERTHA ALUMINUM STORM PANEL | | L.G. DRAWN BY: |
| | | EASTERN METAL SUPPLY, INC. | | 4/28/05 DATE |
| 4268 WESTROADS DR. WEST PALM BEACH, FL 33407 | | 05-078 DRAWING No | | SHEET 12 OF 15 |
| REV. NO | DESCRIPTION | DATE | REV. NO | |
| 1 | OLD 03-141 | 4/28/05 | 3 | - |
| 2 | - | - | - | - |



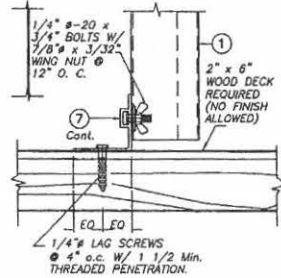
ALTERNATIVE 9A



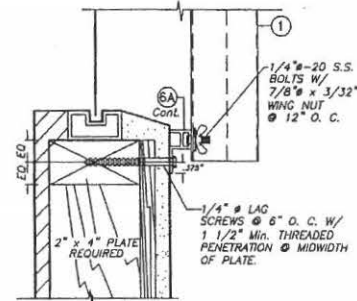
ALTERNATIVE 10



ALTERNATIVE 9

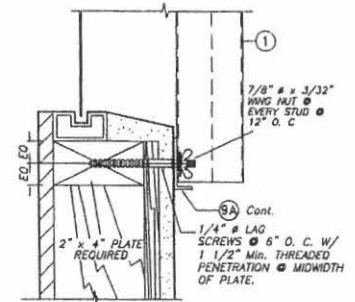


ALTERNATIVE 11



ALTERNATIVE 12 *

* VALID FOR Max. +63.5, -63.5 psf.



ALTERNATIVE 14

CEILING & FLOOR MOUNTING INSTALLATIONS

SCALE : 1/4" = 1"

WALL MOUNTING INSTALLATION

SCALE : 1/4" = 1"

NOTE FOR COMBINATION OF SECTIONS:

WALL/FLOOR/CEILING MOUNTING SECTIONS CAN BE COMBINED IN ANY WAY TO SUIT ANY INSTALLATION.

NOTES:

1. INSTALLATIONS ARE ONLY VALID FOR DESIGN WIND LOADS UP TO +65.0, -72.0 psf AND PANEL'S LENGTHS UP TO 9'-0", EXCEPT AS NOTED.
2. NEW 2" x 6" P. T. TO BE SOUTHERN PINE No. 2, SURFACED DRY WITH 19 % M. M. C. W/ SPECIFIC DENSITY OF 0.55.
3. FOR NEW WOOD FRAME CONSTRUCTION: WOOD MEMBERS TO BE SOUTHERN PINE No. 2, W/ SPECIFIC DENSITY OF 0.55 OR EQUAL.

INSTALLATION DETAILS ON EXISTING WOOD BUILDINGS

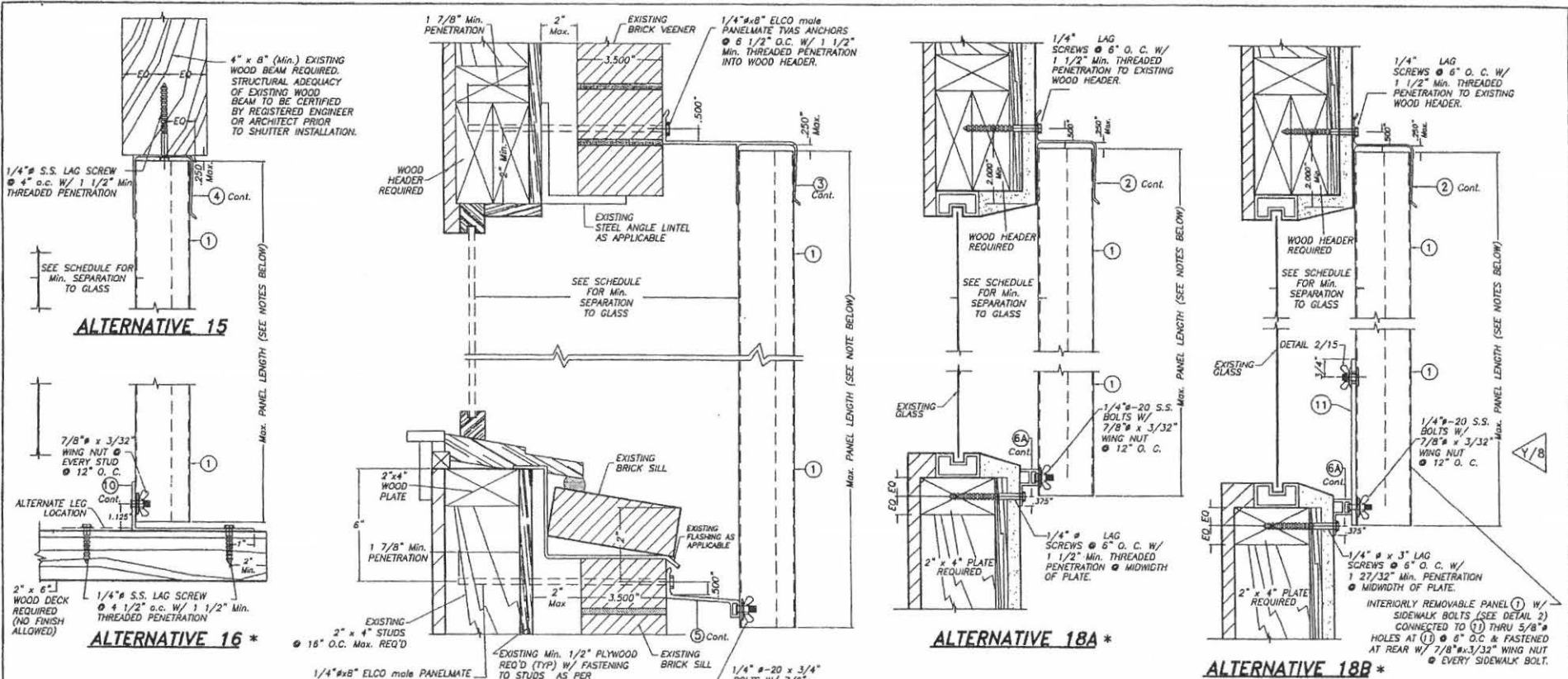
PRODUCT REVISED
 as complying with the Florida
 Building Code
 Acceptance No. 05-0926.03
 Expiration Date 08/07/2008
 By: *Heather A. Miller*
 Miami Dade Product Control
 Division

PRODUCT RENEWED
 as complying with the Florida
 Building Code
 Acceptance No. 08-0623.06
 Expiration Date 08/07/2013
 By: *Heather A. Miller*
 Miami Dade Product Control
 Division

F.B.C.(High Velocity Hurricane Zone)

SEP 15 2005

| | | | | | |
|--|------------|---|---------|----------------------|------|
| | | 0.050" BERTHA ALUMINUM STORM PANEL | | L.G. DRAWN BY: | |
| TILLIT TESTING & ENGINEERING COMPANY 4305 N.W. 36th St. Ste. 305, VIRGINIA GARDENS, FL 33166 Phone 1 (305)871-1830 Fax 1 (305)871-1531 EB-0068719 WALTER A. TILLIT Jr. P. E. FLORIDA Lic. # 44187 | | EASTERN METAL SUPPLY, INC. 4268 WESTROADS DR. WEST PALM BEACH, FL 33407 | | 4/28/05 DATE | |
| | | | | 05-078 DRAWING No | |
| REV. NO | REVISION | DATE | REV. NO | REVISION | DATE |
| 1 | OLD 03-141 | 4/28/05 | 2 | | |
| 2 | | | 3 | | |



ALTERNATIVE 15

ALTERNATIVE 16 *

ALTERNATIVE 17 *

ALTERNATIVE 18A *

ALTERNATIVE 18B *

CEILING & FLOOR MOUNTING INSTALLATIONS

SCALE: 1/4" = 1"

WALL MOUNTING INSTALLATIONS

SECTIONS 18
SCALE: 1/4" = 1"

* VALID FOR Max. +63.5, -63.5 psf.

INSTALLATIONS VALID FOR PANELS ① USED JOINTLY WITH INTERIORLY REMOVABLE PANELS ①

NOTE FOR COMBINATION OF SECTIONS:
WALL/FLOOR/CEILING MOUNTING SECTIONS CAN BE COMBINED IN ANY WAY TO SUIT ANY INSTALLATION.

- NOTES:**
1. INSTALLATIONS ARE ONLY VALID FOR DESIGN WIND LOADS UP TO +85.0, -85.0 psf AND PANEL'S LENGTHS UP TO 9'-0", EXCEPT AS NOTED.
 2. NEW 2" x 6" P. T. TO BE SOUTHERN PINE No. 2, SURFACED DRY WITH 19 % M. M. C. W/ SPECIFIC DENSITY OF 0.55.
 3. FOR NEW WOOD FRAME CONSTRUCTION: WOOD MEMBERS TO BE SOUTHERN PINE No. 2, W/ SPECIFIC DENSITY OF 0.55 OR EQUAL.

PRODUCT RENEWED
as complying with the Florida Building Code
Acceptance No. 08-0623-06
Expiration Date 08/07/2013
By: *Walter A. Tillit Jr.*
Miami Date Product Control Division

SEP 15 2005

TILECO INC.
TILLIT TESTING & ENGINEERING COMPANY
4355 P.L.W. 36th St., 5th Fl., 305 VIRGINIA GARDENS, FL 33148
Phone: (305) 471-1330 Fax: (305) 471-1311
EB-0006719
WALTER A. TILLIT JR., P. E.
FLORIDA Lic. # 44167

F.B.C. (High Velocity Hurricane Zone)

0.050" BERTHA ALUMINUM STORM PANEL

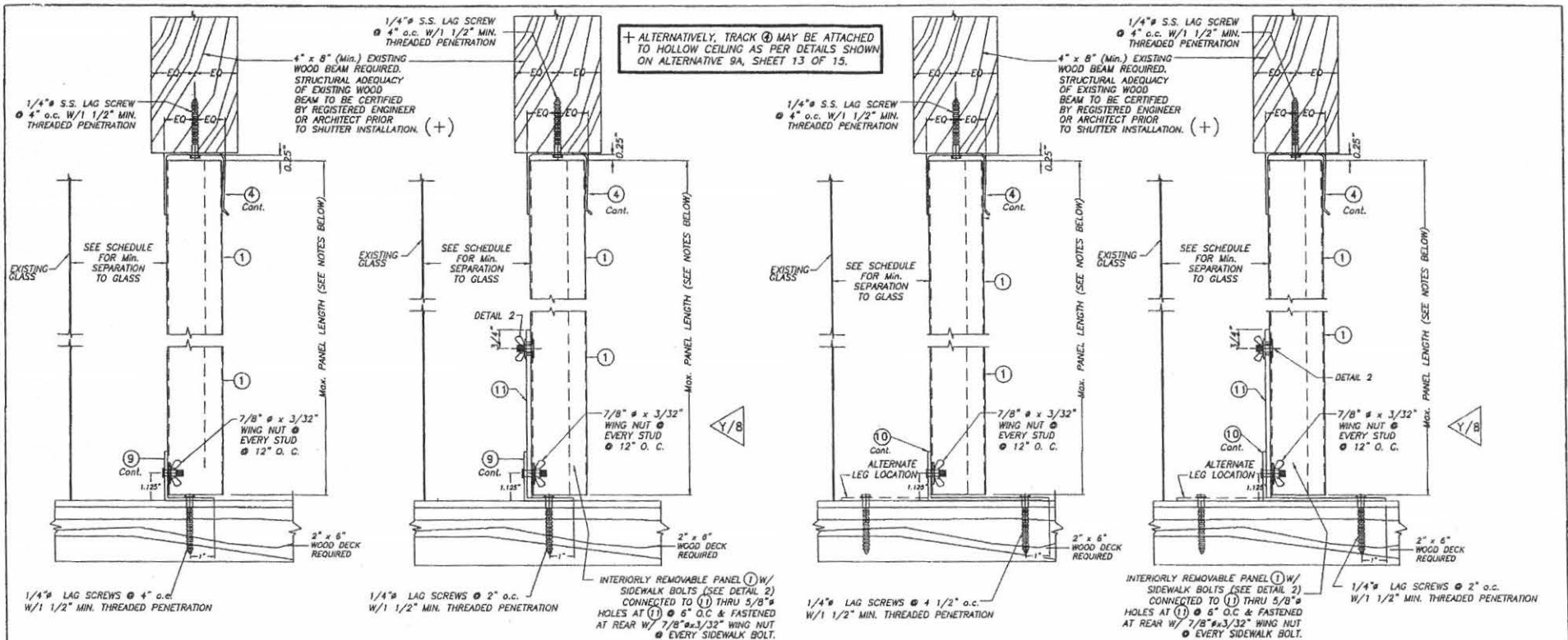
EASTERN METAL SUPPLY, INC.
4288 WESTROADS DR.
WEST PALM BEACH, FL 33407

L.C. DRAWN BY:
4/28/05 DATE
05-078 DRAWING No
SHEET 14 OF 15

| REV. NO | DESCRIPTION | DATE | REV. NO | DESCRIPTION | DATE |
|---------|-------------|---------|---------|-------------|------|
| 1 | OLD 03-141 | 4/28/05 | 2 | | |
| 2 | | | 4 | | |

INSTALLATION DETAILS ON EXISTING WOOD BUILDINGS

BUILD-OUT INSTALLATION
SCALE: 1/4" = 1"
* VALID FOR Max. +63.5, -63.5 psf.



ALTERNATIVE 19A

ALTERNATIVE 19B

ALTERNATIVE 20A

ALTERNATIVE 20B

CEILING & FLOOR MOUNTING INSTALLATIONS
SECTIONS 19
 SCALE: 1/4" = 1"

CEILING & FLOOR MOUNTING INSTALLATIONS
SECTIONS 20
 SCALE: 1/4" = 1"

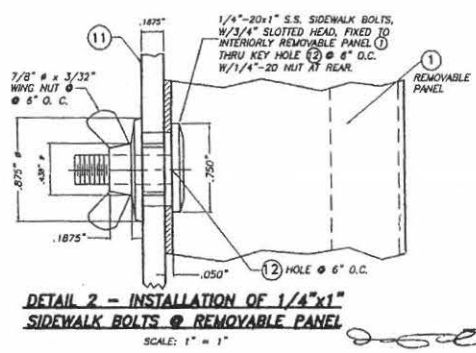
PRODUCT RENEWED
 as complying with the Florida
 Building Code
 Baking Code
 Acceptance No 08-0623.06
 Expiration Date 08/07/2013
 By *Walter A. Tillit, Jr.*
 Miami Dade Product Control
 Division

PRODUCT REVISED
 as complying with the Florida
 Building Code
 Acceptance No 05-0926.03
 Expiration Date 08/07/2008
 By *Walter A. Tillit, Jr.*
 Miami Dade Product Control
 Division

NOTE FOR COMBINATION OF SECTIONS:
 FLOOR/CEILING MOUNTING SECTIONS CAN BE COMBINED IN ANY WAY TO SUIT ANY INSTALLATION.

INSTALLATION DETAILS ON EXISTING WOOD BUILDINGS

- NOTES:**
1. INSTALLATIONS ARE ONLY VALID FOR DESIGN WIND LOADS UP TO +65.0, -65.0 psf AND PANEL'S LENGTHS UP TO 9'-0".
 2. NEW 2" x 6" P. T. TO BE SOUTHERN PINE No. 2, SURFACED DRY WITH 19 % M. M. C. W/ SPECIFIC DENSITY OF 0.55.
 3. FOR NEW WOOD FRAME CONSTRUCTION: WOOD MEMBERS TO BE SOUTHERN PINE No. 2, W/ SPECIFIC DENSITY OF 0.55 OR EQUAL.



| TILLIT TESTING & ENGINEERING COMPANY 6355 N.W. 36th St., 3rd. Fl., WEST PALM BEACH, FL 33409 Phone: (561) 837-1530 Fax: (561) 837-1531 EG-0008719 WALTER A. TILLIT, JR., P. E. FLORIDA LIC. # 44167 | | 0.050" BERTHA ALUMINUM STORM PANEL L.G. DRAWN BY: 4/28/05 DATE 05-078 DRAWING No SHEET 15 OF 15 | | | | | | | | | | | | | | | | | | |
|--|-------------|---|---------|-------------|------|---------|-------------|------|---|------------|---------|---|---|---|---|---|---|---|---|---|
| EASTERN METAL SUPPLY, INC. 4258 WESTROADS DR. WEST PALM BEACH, FL 33407 | | <table border="1"> <thead> <tr> <th>REV. NO</th> <th>DESCRIPTION</th> <th>DATE</th> <th>REV. NO</th> <th>DESCRIPTION</th> <th>DATE</th> </tr> </thead> <tbody> <tr> <td>1</td> <td>OLD 03-141</td> <td>4/28/05</td> <td>3</td> <td>-</td> <td>-</td> </tr> <tr> <td>2</td> <td>-</td> <td>-</td> <td>4</td> <td>-</td> <td>-</td> </tr> </tbody> </table> | REV. NO | DESCRIPTION | DATE | REV. NO | DESCRIPTION | DATE | 1 | OLD 03-141 | 4/28/05 | 3 | - | - | 2 | - | - | 4 | - | - |
| REV. NO | DESCRIPTION | DATE | REV. NO | DESCRIPTION | DATE | | | | | | | | | | | | | | | |
| 1 | OLD 03-141 | 4/28/05 | 3 | - | - | | | | | | | | | | | | | | | |
| 2 | - | - | 4 | - | - | | | | | | | | | | | | | | | |

SEP 15 2005

220-4765

FWP

IMPACT PROTECTION INSTALLATION AFFIDAVIT

BLDG. PERMIT NUMBER: 9815

JOB SITE ADDRESS: 8 Emerald Way

CONTRACTOR/OWNER: Gulfstream Aluminum Shutter Corp

PHONE NUMBER: 287-6476

QUALIFIER NAME: John L. O'Brien

LICENSE NUMBER: 242 058017

I *John L. O'Brien*, do hereby affirm:

Owner or Contractor - Please print name

The following impact protection was used as per the 2004 FBC 1609.1.4 for all exterior glazed openings at the above referenced job site.

Impact Resistant Glass

Approved Shutters

That I personally observed the complete installation of all hurricane panel/shutters on the above referenced project and further affirm that they are fitted properly for the openings they are intended to protect.

John L. O'Brien

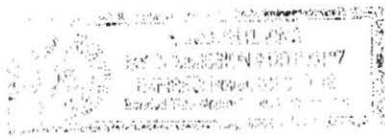
Date: 6-22-11

Signature of Owner or Contractor

Sworn to and subscribed before me this 22nd Day of June 20 11

By *John L. O'Brien*

Notary Public, State of Florida Notary Seal/Stamp



Personally known to me

Produced ID _____

Type _____

Sewall' Point Building Department will inspect the structural attachment of the panel rails and/or the shutter assembly attachment to the building, per the manufacturer's product approvals, ASCE 7-02 and the 2004 Florida Building code at final inspection.

*Valerie, please schedule final insp for
Thur 6/23*

TOWN OF SEWALLS POINT

BUILDING DEPARTMENT - INSPECTION LOG

Date of Inspection Mon Tue Wed Thur Fri **6-23-11** Page 1 of

| PERMIT # | OWNER/ADDRESS/CONTRACTOR | INSPECTION TYPE | RESULTS | COMMENTS |
|----------|---|-------------------|---------|--|
| 9815 | Sillard 8 Emarita Gulfstream Alum | Final shutters | PASS | CLOSE INSPECTOR <i>[Signature]</i> |
| PERMIT # | OWNER/ADDRESS/CONTRACTOR | INSPECTION TYPE | RESULTS | COMMENTS |
| 9807 | Lawless 12 Mandalay OB | Footer | FAIL | NOT PER PLANS INSPECTOR <i>[Signature]</i> |
| PERMIT # | OWNER/ADDRESS/CONTRACTOR | INSPECTION TYPE | RESULTS | COMMENTS |
| tree | McCarthy 15 Slexer Rd | Tree | OK | INSPECTOR <i>[Signature]</i> |
| PERMIT # | OWNER/ADDRESS/CONTRACTOR | INSPECTION TYPE | RESULTS | COMMENTS |
| | | | | |
| | | | | |
| | | | | INSPECTOR |
| PERMIT # | OWNER/ADDRESS/CONTRACTOR | INSPECTION TYPE | RESULTS | COMMENTS |
| | | | | |
| | | | | |
| | | | | INSPECTOR |
| PERMIT # | OWNER/ADDRESS/CONTRACTOR | INSPECTION TYPE | RESULTS | COMMENTS |
| | | | | |
| | | | | |
| | | | | INSPECTOR |